

JOB DEMAND REPORT

JUNE 2023

HIGHLIGHTS

JOB POSTINGS BY THE NUMBERS

POSTING COUNT	NEW THIS MONTH	COMPANIES	JOB BOARDS
3,032	1,731	1,032	24

OF DAYS POSTED

AVERAGE	MEDIAN
25.4	21

REPORT BUILDER

The default filter selection below will show all job demand data for the month. You can use the filters to create a customized report for the purpose of understanding a subset of the data.

OCCUPATION FILTERS

SKILL TYPE NAME / 1-DIGIT NOC ▾

MAJOR GROUP / 2-DIGIT NOC ▾

MINOR GROUP / 3-DIGIT NOC ▾

UNIT GROUP / 4-DIGIT NOC ▾

SKILL LEVEL ▾

JOB TYPE ▾

JOB DURATION ▾

ADDITIONAL LANGUAGE ▾

SPECIFIC JOB TAGS ▾

OTHER FILTERS

MUNICIPALITY ▾

COUNTY ▾

JOB BOARD ▾

NOC = National Occupation Classification | NAICS = North American Industry Classification System

Page 1 of 20

Source:

Job posting data is collected by the Labour Market Group of Renfrew & Lanark from job boards and employer websites that recruit candidates in the County of Renfrew, Lanark County, the Town of Smith Falls, and the City of Pembroke.

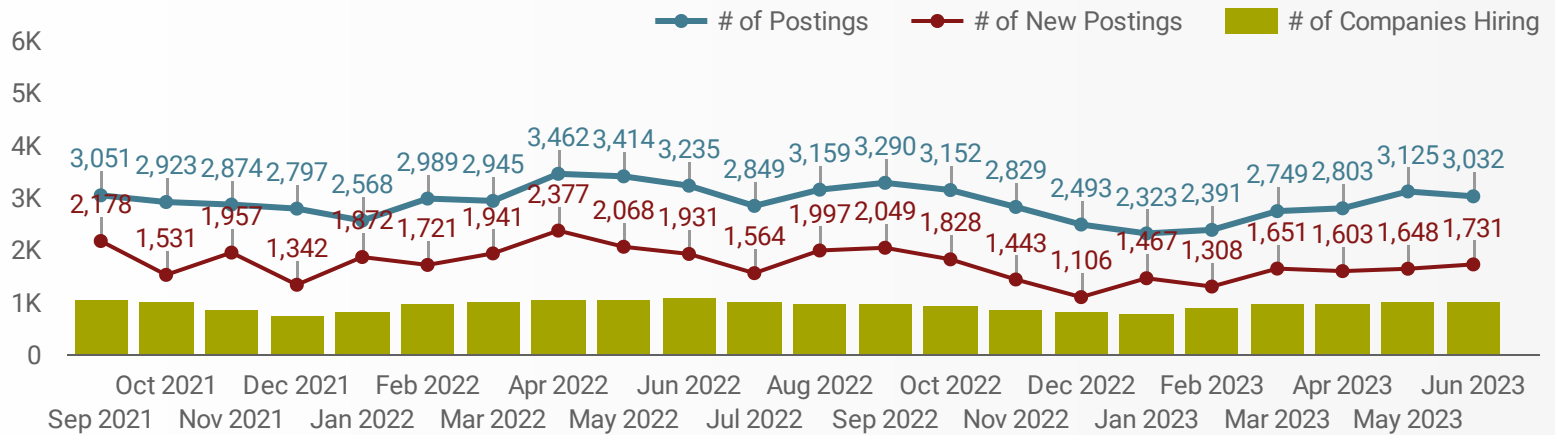


This Employment Ontario service is funded in part by the Government of Canada and the Government of Ontario.

Ce service Emploi Ontario est financé en partie par le gouvernement du Canada et le gouvernement de l'Ontario.

JOB POSTINGS BY MONTH

How many job postings were active for at least 1 day this month?



NOTE: This graph cannot be filtered using the controls on the cover page

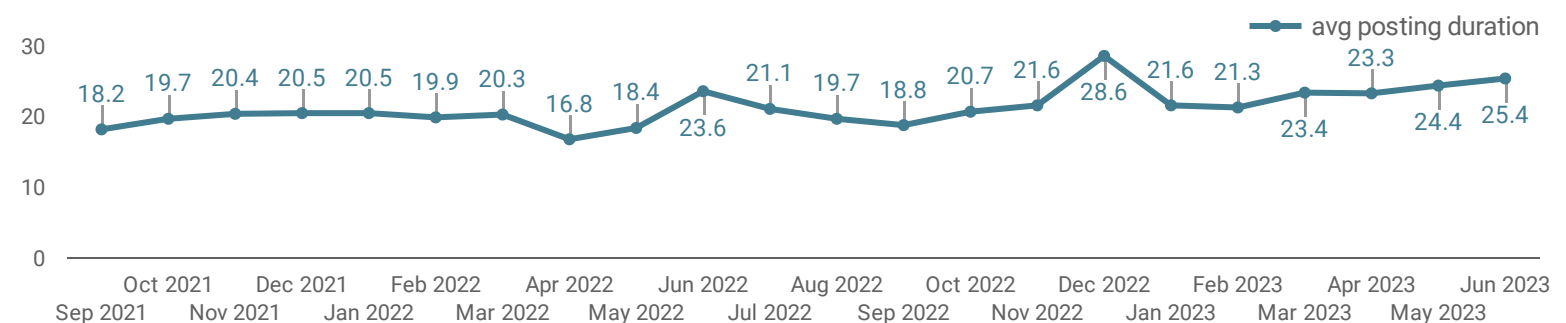
NUMBER OF ACTIVE JOB BOARDS

How many job postings were active for at least 1 day this month on these job boards?



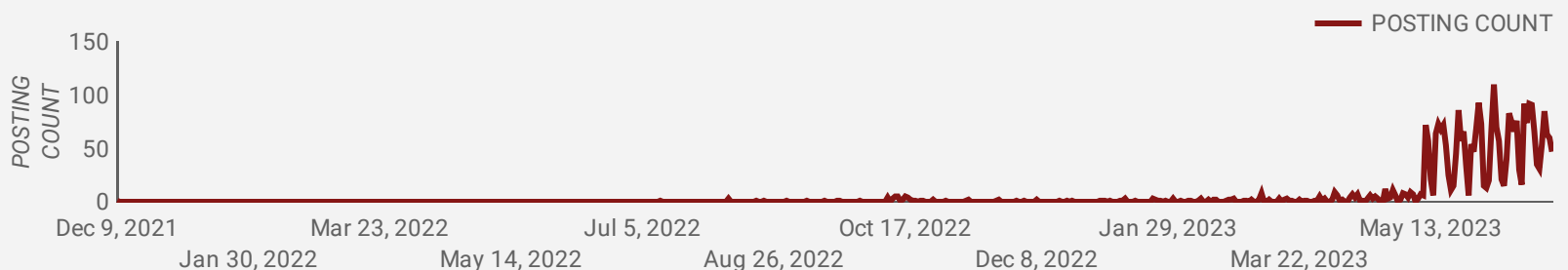
AVG & MEDIAN POSTING LENGTH BY DAYS

How long are employers having to recruit for to find candidates to fill their job vacancies?



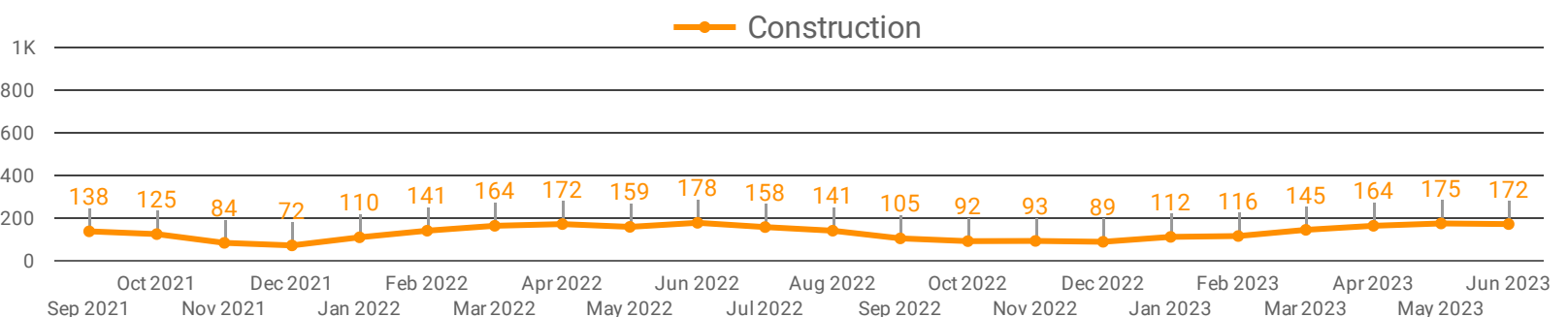
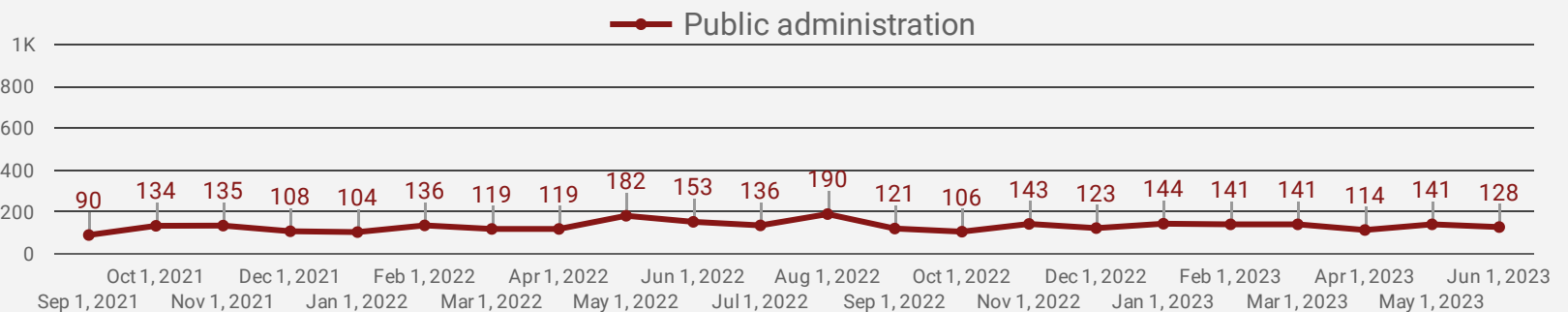
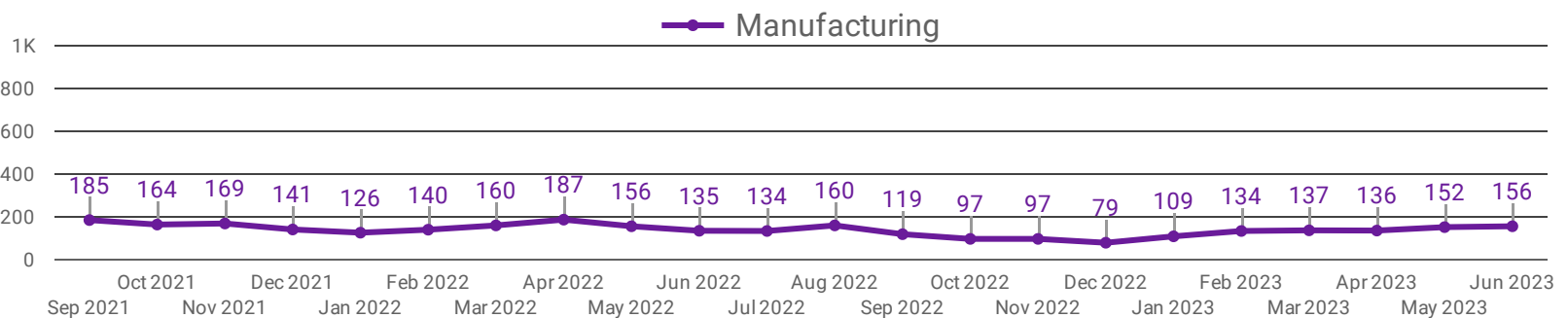
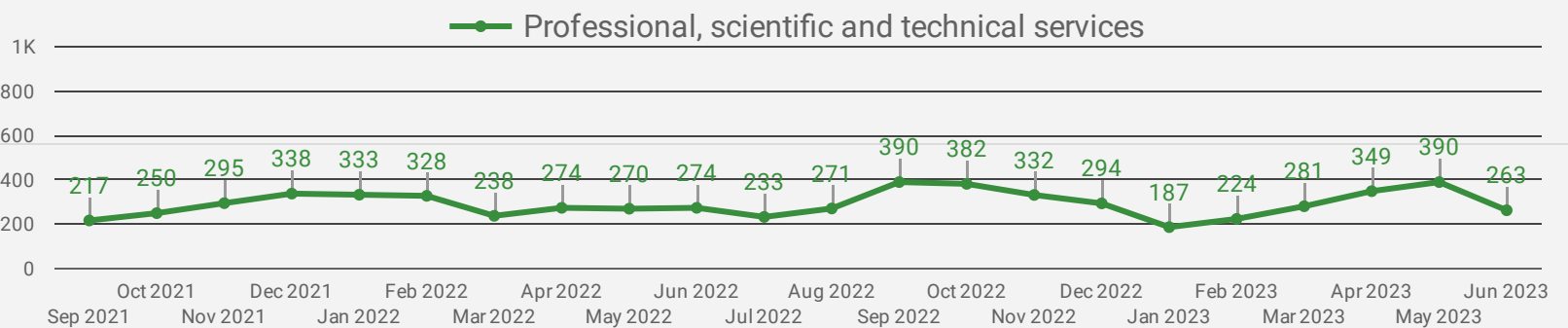
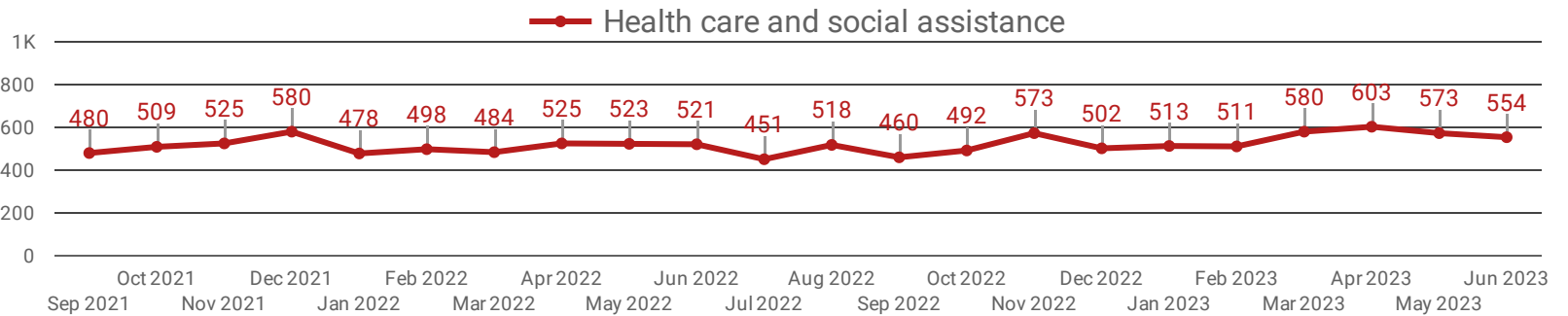
POST DATE TIMELINE FOR THIS MONTH'S ACTIVE JOB POSTINGS

How many job postings were active for at least 1 day this month?



DEMAND BY KEY SECTOR

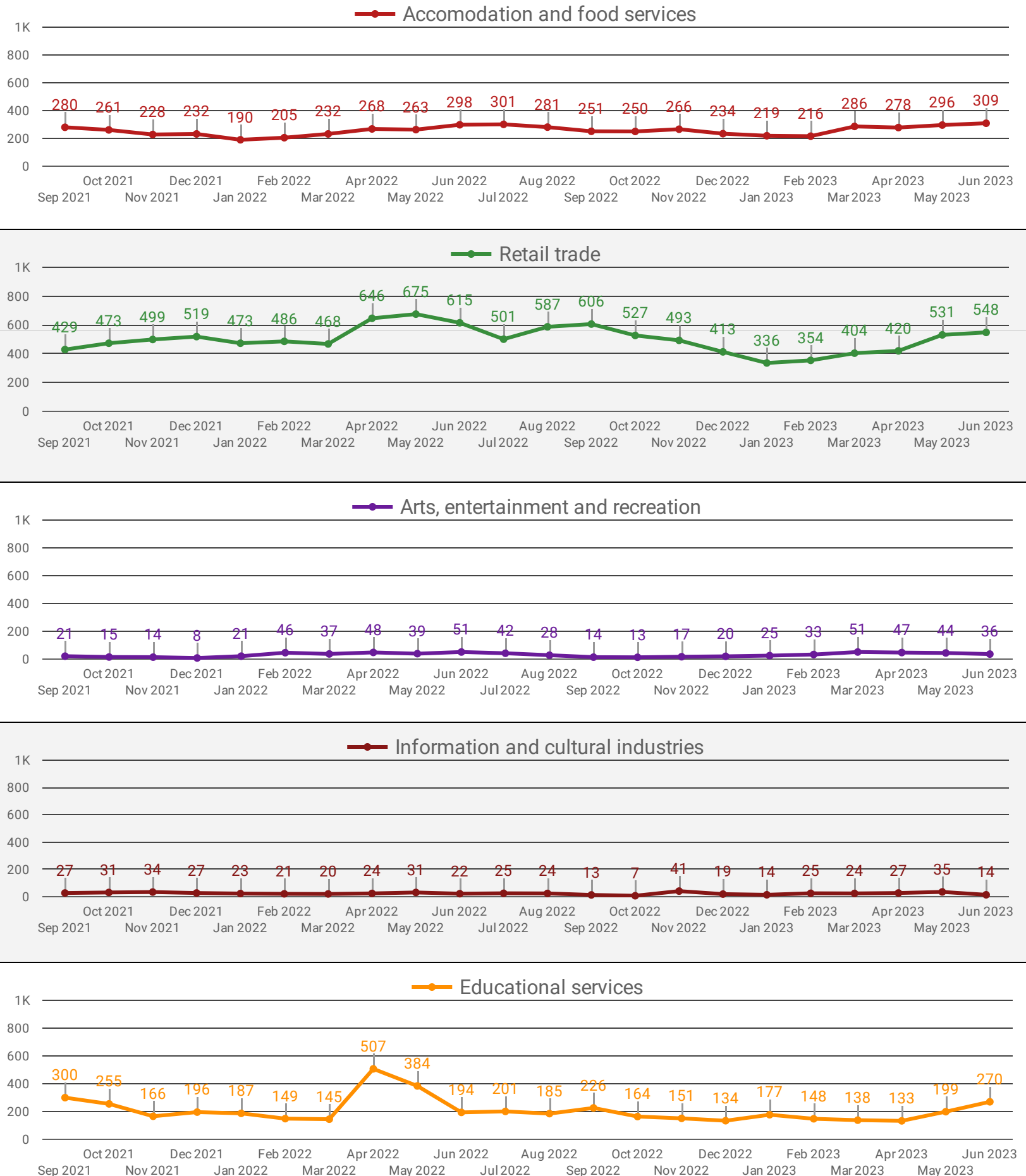
How many job postings were active for at least 1 day this month by sector?



NOTE: This graph cannot be filtered using the controls on the cover page

DEMAND BY IMPACTED SECTOR

How many job postings were active for at least 1 day this month by sector?



NOTE: This graph cannot be filtered using the controls on the cover page

JOB POSTINGS BY MUNICIPALITY

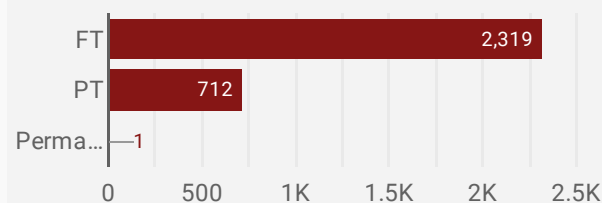
How many job postings were active for at least 1 day this month?

	MUNICIPALITY	POSTING COUNT	AVG POSTING LENGTH IN DAYS	MEDIAN POSTING LENGTH IN DAYS
1.	Pembroke	718	29.8	21
2.	Carleton Place	442	28.6	21
3.	Smiths Falls	303	23.6	21
4.	Perth	286	27.8	21
5.	Arnprior	265	19.6	21
6.	Renfrew	238	22.6	21
7.	Petawawa	219	18.5	21
8.	Laurentian Hills	163	18.7	21
9.	Mississippi Mills	103	42.9	21
10.	Deep River	80	22.5	21
11.	Whitewater Region	56	19.3	21

1 - 25 / 25

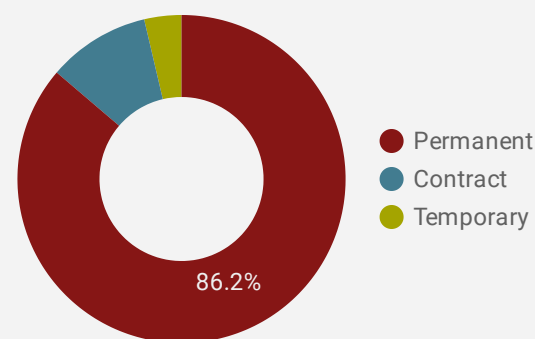
JOB TYPE

Full-time vs Part-time



JOB DURATION

Permanency of jobs posted



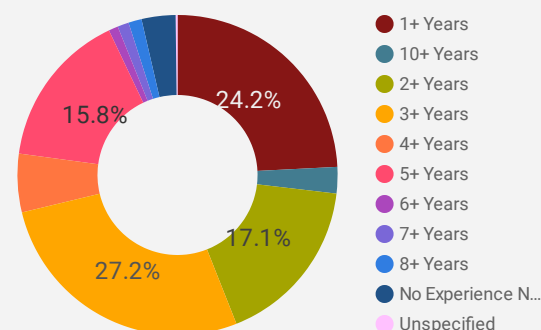
JOB POSTINGS BY COUNTY/CITY/TOWN

How many job postings were active for at least 1 day this month?

	UPPER TIER	POSTING COUNT	AVG POSTING LENGTH IN DAYS	MEDIAN POSTING LENGTH IN DAYS
1.	Renfrew County	1,085	19.8	21
2.	Lanark County	905	29.7	21
3.	Pembroke	718	29.8	21
4.	Smiths Falls	303	23.6	21

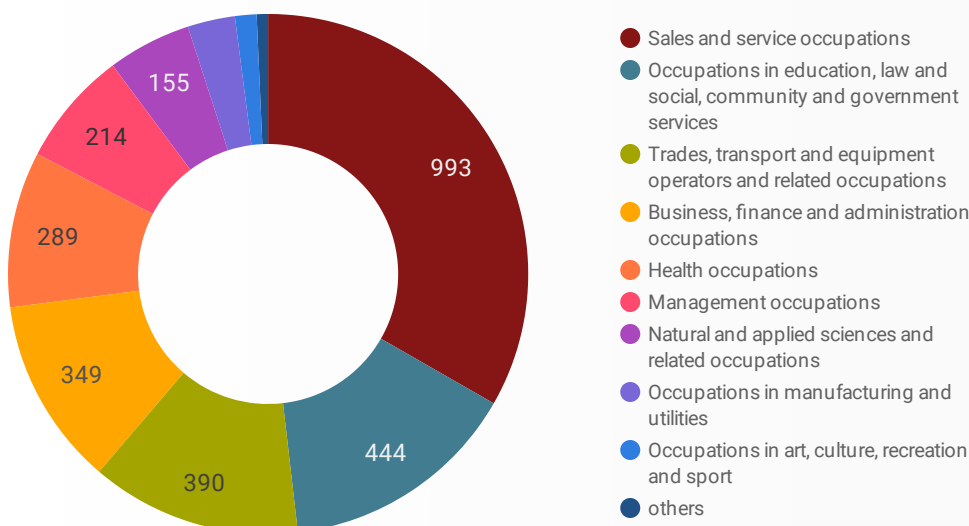
JOB EXPERIENCE

Job Postings by Experience Level Required



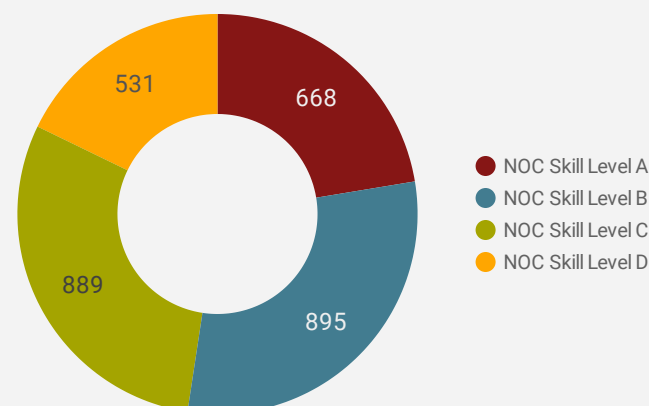
JOB POSTINGS BY JOB CATEGORY

What broad occupational category is being recruited?



JOB POSTINGS BY SKILL LEVEL

What education do occupations typically require?



Skill Level A = Usually University education | Skill Level B = Usually College education or Apprenticeship training | Skill Level C = Usually Secondary education or occupation-specific training | Skill Level D = Usually on-the-job training

TOP HIRING EMPLOYERS & AGENCIES

Who is hiring?

	COMPANY	MUNICIPALITY	POSTINGS COUNT ▾	AVG POSTING LENGTH IN DAYS	MEDIAN POSTING LENGTH IN DAYS
1.	Canadian Nuclear Laboratories (CNL)	Laurentian Hills	122	19.7	21
2.	Pembroke Regional Hospital (PRH)	Pembroke	90	25.4	21
3.	Canadian Forces Morale & Welfare Services (CFMWS)	Petawawa	67	16.7	21
4.	Staples, Pembroke	Pembroke	25	17.8	21
5.	Arnprior Regional Health	Arnprior	25	15.1	21
6.	Renfrew County District School Board	Pembroke	25	10.7	6
7.	Loblaw Companies	Carleton Place	24	15.0	14
8.	Canadian Nuclear Laboratories (CNL)	Deep River	22	21.0	21
9.	Renfrew County Catholic District School Board	Pembroke	22	50.3	60
10.	Pillar5 Pharma Inc.	Arnprior	21	23.1	21
11.	Revera Inc.	Carleton Place	20	18.4	21
12.	Metro Inc.	Pembroke	19	41.2	21
13.	Catholic District School Board of Eastern Ontario	Smiths Falls	19	17.8	21
14.	Loblaw Companies Ltd.	Carleton Place	18	null	null
15.	Upper Canada District School Board	Carleton Place	18	11.3	7
16.	Deep River and District Hospital (DRDH)	Deep River	18	15.6	17
17.	Loblaw Companies Ltd - Head Office	Carleton Place	18	5.5	4
18.	.job-search-1on8af8{border-radius:50%;height:32px;width:32px;}	Pembroke	16	21.0	21
19.	Your Independent Grocer	Carleton Place	15	21.0	21
20.	Sienna Senior Living Inc.	Arnprior	14	21.0	21
21.	Carefor Health and Community Services	Pembroke	13	15.3	21
22.	Catholic District School Board of Eastern Ontario	Carleton Place	13	21.0	21
23.	Catholic District School Board of Eastern Ontario	Perth	13	18.0	21
24.	Home and Community Care Support Services Champlain	Renfrew	12	21.0	21
25.	Jpb Fabricationservices Inc.	Smiths Falls	12	65.0	65
26.	Thomas Cavanagh Construction Limited	Beckwith	11	21.0	21
27.	Rona, Carleton Place	Smiths Falls	11	16.1	16
28.	Walmart Canada	Carleton Place	11	17.5	18
29.	Sienna Senior Living Inc.	Perth	11	21.1	21
30.	Bayshore HealthCare	Petawawa	11	1.7	1

TOP HOURLY WAGES IN JOB POSTINGS

What are employers willing to pay to find the perfect candidate?












of Minimum Wage Job Postings

75

	JOB TITLE	COMPANY	LOCATION	HOURLY WAGE ▾
1.	Part-time Professor Regulatory Affairs - Sciences (pembroke Campus)	Algonquin College	Pembroke	139 
2.	Osteopath	VC Athletic Therapy & Bracing	Petawawa	92 
3.	Registered Massage Therapist	Houle Healthcare	Carleton Place	82 
4.	Soccer Training Activities Operator/owner For Toddlers And Young Children	Green Wave Sports	Petawawa	80 
5.	Chiropractor	Back on Track Physiotherapy	Perth	70 
6.	operations vice-president - financial, communications and other business services -Holiday Inn Express Pembroke	Holiday Inn Pembroke	Pembroke	67 
7.	Contract Administrator	IMG Logistics Inc	Laurentian Hills	65 
8.	Permanent Full Time Nurse Practitioner - Lanark County Mental Health	Perth and Smiths Falls District Hospital, Smiths Falls	Lanark Highlands	63 
9.	Registered Massage Therapist	Chiropractic Care & Longevity Center	Perth	58 
10.	Pharmacist Full Time # 2023-16	Arnprior Regional Health	Arnprior	57 
				1 - 100 / 807 < >

TOP SALARIES IN JOB POSTINGS

What are employers willing to pay to find the perfect candidate?


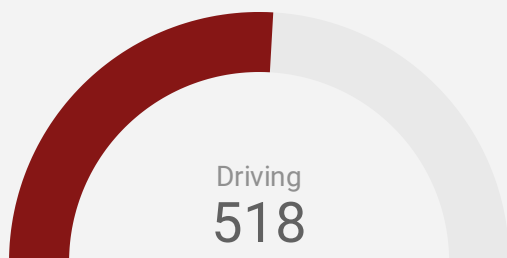
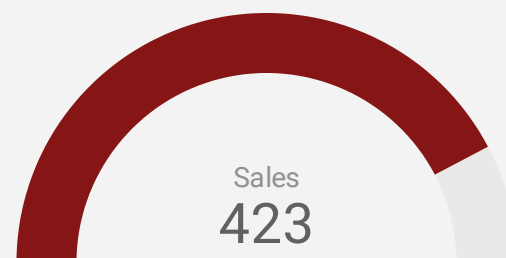
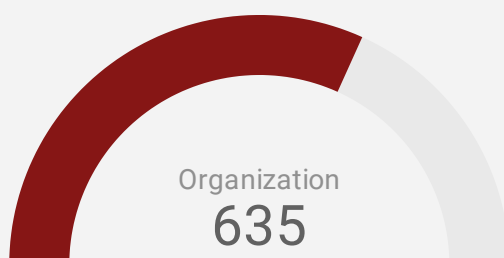
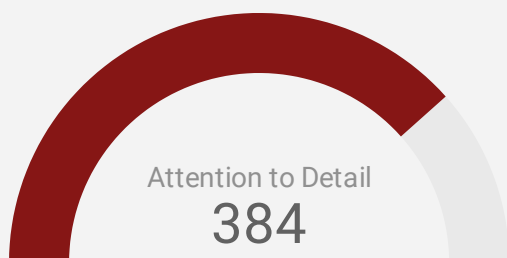
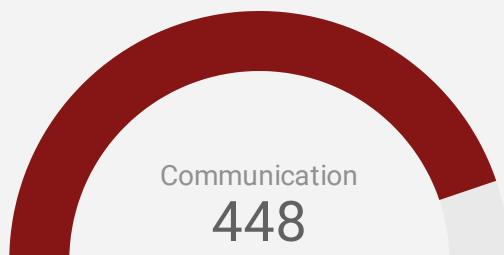
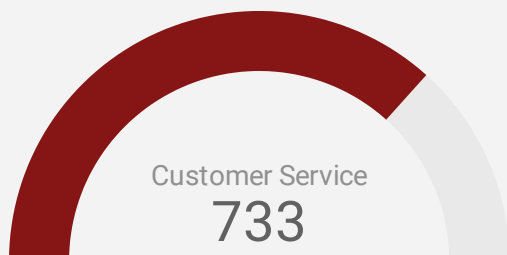
	JOB TITLE	COMPANY	LOCATION	ANNUAL SALARY ▾
1.	Full-time Associate Dentist	Dentistry @ Arnprior.job-search-rnnx2x{font-size:12px;}	Arnprior	350,000 
2.	Full-time Associate Dentist	Dentistry @ Arnprior	Arnprior	350,000 
3.	Pembroke Honda - General Manager	Jimmy Lapointe's Auto Group - JLAG	Pembroke	300,000 
4.	Finance And Insurance Manager	Leisure Days RV Group	Carleton Place	250,000 
5.	Product Specialist	Pride Marine Group Ltd.	Arnprior	250,000 
6.	Subprime Finance Manager	Carloft.Ca	Carleton Place	200,000 
7.	Automotive Fixed Operations Director	Petawawa Kia	Petawawa	200,000 
8.	Sales Account Executive - Bilingual	Uline Canada	Carleton Place	166,000 
9.	Real Estate Sales Representative	Royal LePage Real Estate	Renfrew	150,000 
10.	Real Estate Sales Representative	Royal LePage Real Estate	Perth	150,000 
11.	150,000 
				1 - 100 / 929 < >

TOP IN-DEMAND SKILLS

How many times were these skills found in job postings?

ACTIVE JOB POSTINGS THIS MONTH

3,032

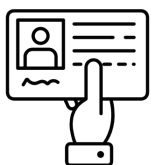


KEY JOB REQUIREMENTS

How often are these requirements desired in job postings?

ACTIVE JOB POSTINGS THIS MONTH

3,032



Driver's License

65



First Aid

178



Regular Access to a Vehicle

141



Criminal Record Check

239



Microsoft Office

139



Food Safety

88

JOB POSTINGS BY 4-DIGIT NATIONAL OCCUPATION CLASSIFICATION

What jobs are in-demand and/or hard to fill?

	4 DIGIT NOC	4 DIGIT NOC NAME	SKILL LEVEL	POSTING COUNT	AVG POSTING LENGTH IN DAYS	MEDIAN POSTING LENGTH IN DAYS
1.	6421	Retail salespersons	NOC Skill Level C	176	27.3	21
2.	4032	Elementary school and kindergarten teachers	NOC Skill Level A	140	15.1	21
3.	6622	Store shelf stockers, clerks and order fillers	NOC Skill Level D	129	15.1	15
4.	4412	Home support workers, housekeepers and related occupations	NOC Skill Level C	117	23.4	21
5.	6711	Food counter attendants, kitchen helpers and related support occupations	NOC Skill Level D	114	24.4	21
6.	6322	Cooks	NOC Skill Level B	80	23.2	21
7.	6552	Other customer and information services representatives	NOC Skill Level C	66	38.4	21
8.	3012	Registered nurses and registered psychiatric nurses	NOC Skill Level A	62	17.5	21
9.	6731	Light duty cleaners	NOC Skill Level D	60	42.3	21
10.	0621	Retail and wholesale trade managers	NOC Skill Level A	52	31.8	20
11.	1241	Administrative assistants	NOC Skill Level B	50	17.1	21
12.	7511	Transport truck drivers	NOC Skill Level C	49	48.9	21
13.	3233	Licensed practical nurses	NOC Skill Level B	47	22.3	21
14.	6311	Food service supervisors	NOC Skill Level B	44	50.9	21
15.	1221	Administrative officers	NOC Skill Level B	41	19.8	21
16.	4212	Social and community service workers	NOC Skill Level B	40	29.3	21
17.	1511	Mail, postal and related workers	NOC Skill Level C	35	20.7	21
18.	6733	Janitors, caretakers and building superintendents	NOC Skill Level D	34	18.2	21
19.	0114	Other administrative services managers	NOC Skill Level A	34	19.7	21
20.	6611	Cashiers	NOC Skill Level D	32	24.1	21
21.	7612	Other trades helpers and labourers	NOC Skill Level D	32	18.1	21
22.	4413	Elementary and secondary school teacher assistants	NOC Skill Level C	32	18.6	21
23.	7271	Carpenters	NOC Skill Level B	31	22.0	21
24.	7514	Delivery and courier service drivers	NOC Skill Level C	30	18.0	21
25.	1414	Receptionists	NOC Skill Level C	28	29.6	21
26.	7321	Automotive service technicians, truck and bus mechanics and mechanical repairers	NOC Skill Level B	28	29.2	21
27.	7611	Construction trades helpers and labourers	NOC Skill Level D	28	21.5	21
28.	1522	Storekeepers and partspersons	NOC Skill Level C	26	21.6	21
29.	4214	Early childhood educators and assistants	NOC Skill Level B	26	28.7	16

JOB POSTINGS BY 3-DIGIT NATIONAL OCCUPATION CLASSIFICATION

What jobs are hard to fill and/or in-demand?

	3 DIGIT NOC	3 DIGIT NOC NAME	SKILL LEVEL	POSTING COUNT ▾	AVG POSTING LENGTH IN DAYS	MEDIAN POSTING LENGTH IN DAYS
1.	642	Retail salespersons	NOC Skill Level C	176	27.3	21
2.	403	Secondary and elementary school teachers and educational counsellors	NOC Skill Level A	166	13.6	21
3.	441	Home care providers and educational support occupations	NOC Skill Level C	157	22.0	21
4.	662	Other sales support and related occupations	NOC Skill Level D	137	15.1	15
5.	671	Food counter attendants, kitchen helpers and related support occupations	NOC Skill Level D	114	24.4	21
6.	673	Cleaners	NOC Skill Level D	113	36.5	21
7.	632	Chefs and cooks	NOC Skill Level B	94	22.6	21
8.	751	Motor vehicle and transit drivers	NOC Skill Level C	84	38.6	21
9.	421	Paraprofessional occupations in legal, social, community and education services	NOC Skill Level B	74	27.9	21
10.	655	Customer and information services representatives	NOC Skill Level C	67	38.4	21
11.	301	Professional occupations in nursing	NOC Skill Level A	65	17.5	21
12.	122	Administrative and regulatory occupations	NOC Skill Level B	60	20.9	21
13.	761	Trades helpers and labourers	NOC Skill Level D	60	19.9	21
14.	124	Office administrative assistants - general, legal and medical	NOC Skill Level B	59	16.6	21
15.	631	Service supervisors	NOC Skill Level B	55	46.5	21
16.	321	Medical technologists and technicians (except dental health)	NOC Skill Level B	55	19.1	21
17.	011	Senior managers - construction, transportation, production and utilities	NOC Skill Level A	54	20.8	21
18.	141	General office workers	NOC Skill Level C	53	25.7	21
19.	323	Other technical occupations in health care	NOC Skill Level B	53	22.3	21
20.	062	Retail and wholesale trade managers	NOC Skill Level A	52	31.8	20
21.	151	Mail and message distribution occupations	NOC Skill Level C	46	20.3	21
22.	341	Assisting occupations in support of health services	NOC Skill Level C	41	29.3	21
23.	731	Machinery and transportation equipment mechanics (except motor vehicles)	NOC Skill Level B	39	24.3	21
24.	651	Occupations in food and beverage service	NOC Skill Level C	38	18.1	21
25.	152	Supply chain logistics, tracking and scheduling co-ordination occupations	NOC Skill Level C	37	20.2	21
26.	961	Labourers in processing, manufacturing and utilities	NOC Skill Level D	36	31.4	21
27.	732	Automotive service technicians	NOC Skill Level B	33	28.7	21
28.	661	Cashiers	NOC Skill Level D	32	24.1	21

JOB POSTINGS BY 2-DIGIT NATIONAL OCCUPATION CLASSIFICATION

What jobs are hard to fill and/or in-demand?

	2 DIGIT NOC	2 DIGIT NOC NAME	SKILL LEVEL	POSTING COUNT ▾	AVG POSTING LENGTH IN DAYS	MEDIAN POSTING LENGTH IN DAYS
1.	67	Service support and other service occupations, n.e.c.	NOC Skill Level D	244	31.9	21
2.	64	Sales representatives and salespersons - wholesale and retail trade	NOC Skill Level C	180	27.2	21
3.	63	Service supervisors and specialized service occupations	NOC Skill Level B	180	30.4	21
4.	40	Professional occupations in education services	NOC Skill Level A	171	13.8	21
5.	66	Sales support occupations	NOC Skill Level D	169	17.0	21
6.	44	Care providers and educational, legal and public protection support occupations	NOC Skill Level C	160	22.1	21
7.	65	Service representatives and other customer and personal services occupations	NOC Skill Level C	154	28.6	21
8.	12	Administrative and financial supervisors and administrative occupations	NOC Skill Level B	126	18.9	21
9.	32	Technical occupations in health	NOC Skill Level B	110	20.7	21
10.	75	Transport and heavy equipment operation and related maintenance occupations	NOC Skill Level C	106	38.2	21
11.	22	Technical occupations related to natural and applied sciences	NOC Skill Level B	100	23.6	21
12.	72	Industrial, electrical and construction trades	NOC Skill Level B	99	34.7	21
13.	15	Distribution, tracking and scheduling co-ordination occupations	NOC Skill Level C	83	20.3	21
14.	06	Middle management occupations in retail and wholesale trade and customer services	NOC Skill Level A	83	35.2	21
15.	14	Office support occupations	NOC Skill Level C	82	22.7	21
16.	73	Maintenance and equipment operation trades	NOC Skill Level B	81	25.4	21
17.	42	Paraprofessional occupations in legal, social, community and education services	NOC Skill Level B	74	27.9	21
18.	31	Professional occupations in health (except nursing)	NOC Skill Level A	73	19.8	21
19.	62	Retail sales supervisors and specialized sales occupations	NOC Skill Level B	66	24.6	21
20.	30	Professional occupations in nursing	NOC Skill Level A	65	17.5	21
21.	76	Trades helpers, construction labourers and related occupations	NOC Skill Level D	64	27.0	21
22.	01	Senior managers - construction, transportation, production and utilities	NOC Skill Level A	64	20.5	21
23.	21	Professional occupations in natural and applied sciences	NOC Skill Level A	55	18.2	21
24.	11	Professional occupations in business and finance	NOC Skill Level A	45	23.3	21
25.	34	Assisting occupations in support of health services	NOC Skill Level C	41	29.3	21
26.	74	Other installers, repairers and servicers and material handlers	NOC Skill Level C	40	24.0	21
27.	41	Professional occupations in law and social, community and government services	NOC Skill Level A	39	21.9	21
					1 - 45 / 45	< >

MULTILINGUAL JOB POSTINGS BY THE NUMBERS

ACTIVE POSTINGS
119

NEW POSTINGS
0

COMPANIES
68

LANGUAGES
6

OF DAYS POSTED

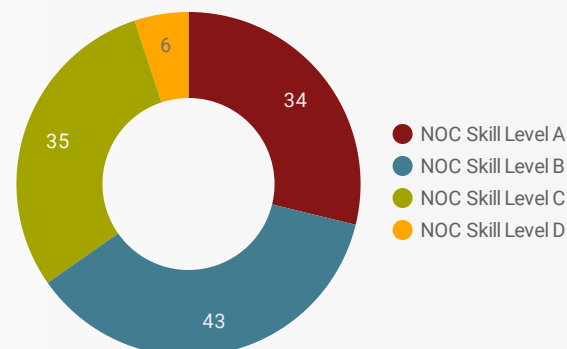
AVERAGE
31.0

MEDIAN
21

MULTILINGUAL JOB POSTINGS BY SKILL LEVEL

What language skills are employers looking for by occupational skill level?

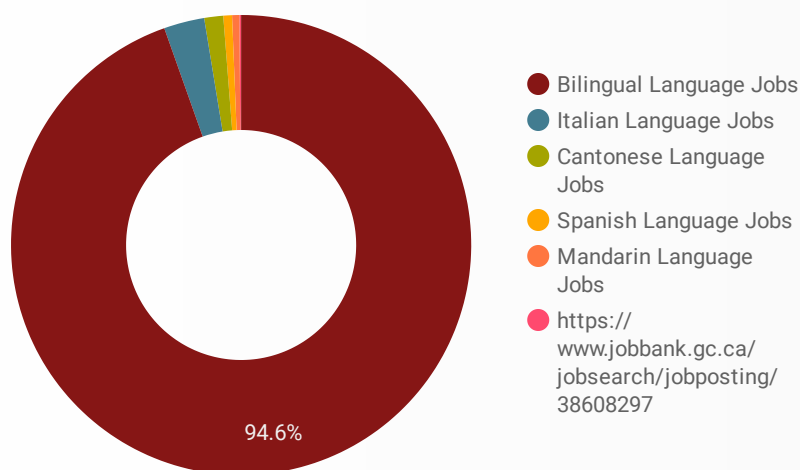
- 34** Skill Level A - Management/ Professional Occupations usually requiring University
- 43** Skill Level B - Usually college education or apprenticeship training
- 35** Skill Level C - Usually secondary education or occupation-specific training
- 6** Skill Level D - Usually on-the-job training



LANGUAGES	NOC Skill Level A	NOC Skill Level B	NOC Skill Level C	NOC Skill Level D
Bilingual Lan...	3...	4...	3...	5
Spanish Lang...			2	
Italian Langu...		1	1	
https://www.j...				1
Mandarin Lan...			1	
Cantonese La...		1		

LANGUAGE SKILLS BREAKDOWN

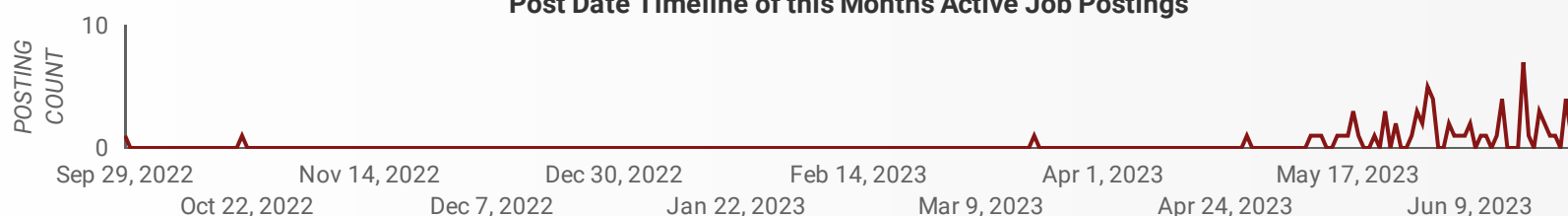
Which kinds of language skills do employers seek?



LANGUAGES	POSTING COUNT
1. Bilingual Language Jobs	112
2. Spanish Language Jobs	2
3. Italian Language Jobs	2
4. Cantonese Language Jobs	1
5. Mandarin Language Jobs	1

1 - 6 / 6 < >

Post Date Timeline of this Month's Active Job Postings



LANGUAGE SKILLS BEING RECRUITED BY JOB CATEGORY

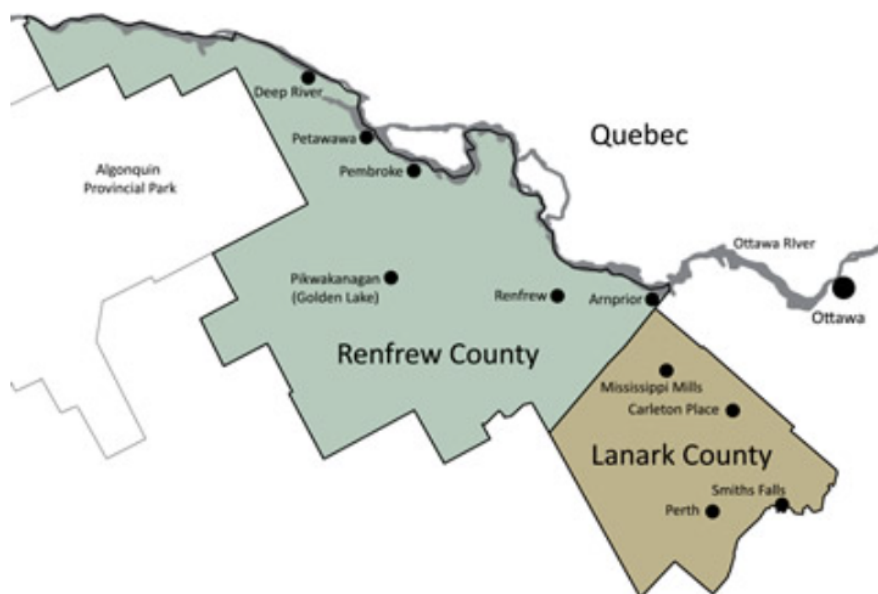
What language skills are sought by 1-Digit NOC?

BROAD OCCUPATIONAL CATEGORY	Bilingual ...	Spanish ...	Italian La...	https://w...	Mandarin...	Cantones...	Grand total
Business, finance and administration occu...	25	2			1		28
Health occupations	10						10
Management occupations	4						4
Natural and applied sciences and related o...	6						6
Occupations in art, culture, recreation and ...	7						7
Occupations in education, law and social, ...	35						35
Occupations in manufacturing and utilities	2						2
Other labourers in processing, manufactur...				1			1
Sales and service occupations	19		2			1	22
Trades, transport and equipment operator...	3						3
Grand total	111	2	2	1	1	1	118

MULTILINGUAL JOB POSTINGS BY MUNICIPALITY

What language skills are sought by 4-Digit NOC?

	MUNICIPALITY	JOB LANGUAGES	AVG POSTING LENGTH IN DAYS	MEDIAN POSTING LENGTH IN DAYS
1.	Petawawa	31	22.9	21
2.	Pembroke	30	44.2	21
3.	Arnprior	18	18.0	21
4.	Carleton Place	11	18.0	18
5.	Perth	8	101.5	101.5
6.	Mississippi Mills	6	19.2	21
7.	Smiths Falls	5	21.0	21
8.	Renfrew	4	21.0	21
9.	Greater Madawaska	1		
10.	Whitewater Region	1		
11.	Bonnechere Valley	1	21.0	21
12.	Deep River	1	14.0	14
1 - 12 / 12 < >				



	UPPER TIER	JOB LANGUAGES	AVG POSTING LENGTH IN DAYS	MEDIAN POSTING LENGTH IN DAYS
1.	Renfrew County	57	21.6	21
2.	Pembroke	30	44.2	21
3.	Lanark County	25	37.2	21
4.	Smiths Falls	5	21.0	21

LANGUAGE DEMAND BY JOB

What language skills are sought by 4-Digit NOC?

4 DIGIT NOC NAME	POSTINGS
1. Elementary school and kindergarten teachers	13
2. Mail, postal and related workers	10
3. Early childhood educators and assistants	6
4. Other customer and information services re...	6
5. Program leaders and instructors in recreati...	5
6. Registered nurses and registered psychiatri...	4
7. Administrative officers	4
8. Storekeepers and partspersons	4
9. Food counter attendants, kitchen helpers an...	3
10. Medical laboratory technicians and patholo...	3
11. Hotel front desk clerks	3
12. Industrial engineering and manufacturing te...	3
13. Light duty cleaners	2
14. Recreation, sports and fitness policy resear...	2
15. Automotive service technicians, truck and b...	2
16. Cooks	2
17. Lawyers and Quebec notaries	2
18. Administrators - post-secondary education ...	2
19. Water and waste treatment plant operators	2
20. Receptionists	2
21. Home support workers, housekeepers and r...	2
22. Business development officers and marketi...	2
23. Employment counsellors	2
24. Sales and account representatives - wholes...	2
25. Social and community service workers	2
26. Information systems testing technicians	2
27. Accounting and related clerks	1
28. Other professional occupations in health di...	1
29. Coaches	1
30. Food and beverage servers	1
31. Financial managers	1
32. Administrative assistants	1

1 - 51 / 51 < >

MULTILINGUAL HIRING EMPLOYERS

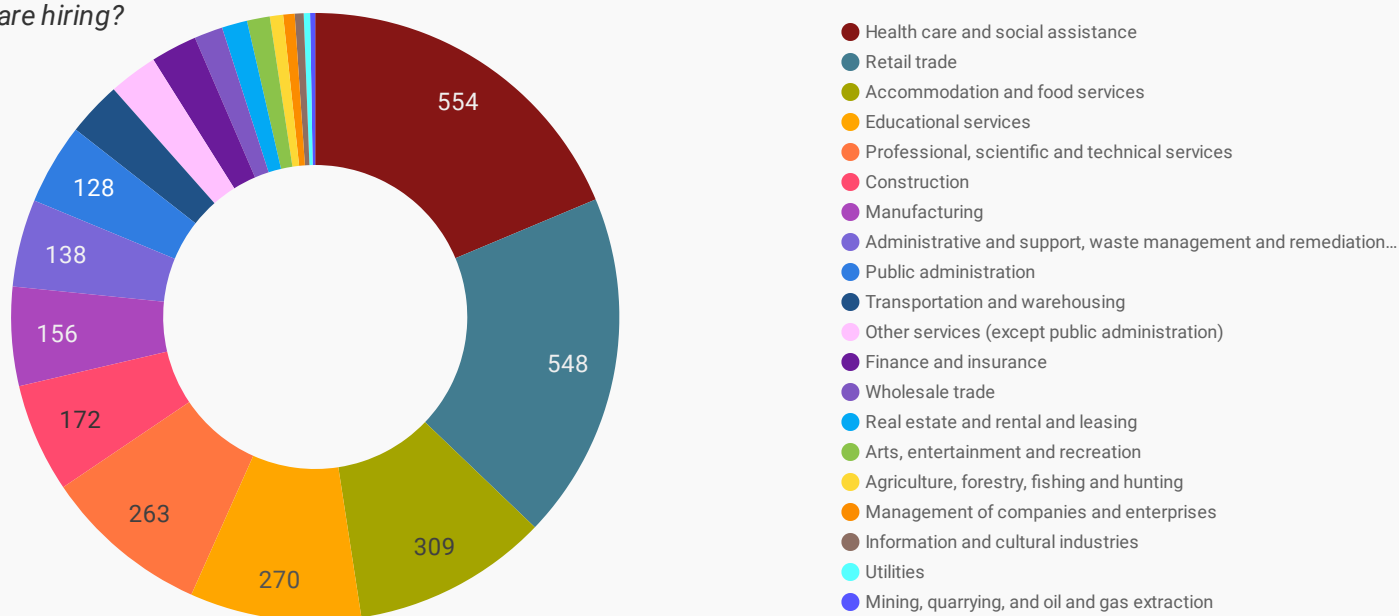
Which employers are seeking multilingual candidates?

COMPANY	POSTINGS
1. Canadian Forces Morale & Welfare Services (CFMWS)	9
2. Conseil des Ã©coles catholiques du Centre-Est / CECCE	8
3. CECCE	8
4. Government Of Canada	6
5. Petawawa Military Family Resource Centre, Petawawa	6
6. Conseil des Ã©coles publiques de l'Est de l'Ontario	4
7. Legal Aid Ontario	3
8. Petawawa Toyota	3
9. Canada Post Corp	3
10. Canada Post Corporation	3
11. Access Healthcare Services Inc.	3
12. Uline Canada	2
13. Canada Post - Postes Canada	2
14. Renfrew County Catholic District School Board	2
15. Megram Consulting Services Ltd.	2
16. CIBC	2
17. Lepine Apartments	2
18. Sport Systems Canada Inc.	1
19. Wills Transfer Limited	1
20. Crossroads Foods	1
21. Tropicana Pools & Spas Inc	1
22. J & C Heating & Cooling	1
23. National Defence - Canadian Forces Housing Agency	1
24. Casa Forest/Wee Care	1
25. Elliott Farm Equipment Ltd.	1
26. Ottawa Valley Coffee Company	1
27. Sitel	1
28. Smiths Falls Service Canada Centre	1

1 - 50 / 68 < >

TOP HIRING SECTORS BY 2-DIGIT NAICS CODE

What sectors are hiring?



	2-DIGIT NAICS LABEL	NAICS CODE	POSTING COUNT	AVG POSTING LENGTH IN DAYS	MEDIAN POSTING LENGTH IN DAYS
1.	Health care and social assistance	62	554	23.2	21
2.	Retail trade	44-45	548	23.8	21
3.	Accommodation and food services	72	309	30.6	21
4.	Educational services	61	270	17.1	21
5.	Professional, scientific and technical services	54	263	19.9	21
6.	Construction	23	172	32.6	21
7.	Manufacturing	31-33	156	24.7	21
8.	Administrative and support, waste management and remediation services	56	138	48.5	21
9.	Public administration	91	128	17.8	21
10.	Transportation and warehousing	48-49	86	24.4	21
11.	Other services (except public administration)	81	77	26.1	21
12.	Finance and insurance	52	73	23.0	21
13.	Wholesale trade	41	45	19.5	21
14.	Real estate and rental and leasing	53	40	32.8	21
15.	Arts, entertainment and recreation	71	36	56.9	21
16.	Agriculture, forestry, fishing and hunting	11	21	18.6	21
17.	Management of companies and enterprises	55	18	42.9	21
18.	Information and cultural industries	51	14	24.4	21
19.	Utilities	22	10	18.1	21
20.	Mining, quarrying, and oil and gas extraction	21	8	17.6	21

NOTE: NAICS code 56 includes Employment Agencies. Manufacturing includes codes 31-33, Retail Trade includes codes 44-45 and Transportation and Warehousing includes codes 48-49.

TOP HIRING SECTORS BY 3-DIGIT NAICS CODE

What sectors are hiring?

	3-DIGIT NAICS LABEL	NAICS CODE	POSTING COUNT ▾	AVG POSTING LENGTH IN DAYS	MEDIAN POSTING LENGTH IN DAYS
1.	Educational services	611	270	17.1	21
2.	Professional, scientific and technical services	541	263	19.9	21
3.	Food services and drinking places	722	255	27.3	21
4.	Food and beverage stores	445	188	17.9	20
5.	Ambulatory health care services	621	174	20.7	21
6.	Hospitals	622	162	21.4	21
7.	Nursing and residential care facilities	623	148	20.5	21
8.	Administrative and support services	561	120	42.8	21
9.	Federal government public administration	911	89	18.6	21
10.	Construction of buildings	236	85	23.3	21
11.	Miscellaneous store retailers	453	81	23.5	21
12.	Specialty trade contractors	238	73	53.8	21
13.	Social assistance	624	70	38.8	21
14.	Motor vehicle and parts dealers	441	70	35.9	21
15.	General merchandise stores	452	69	18.3	21
16.	Building material and garden equipment and supplies dealers	444	59	24.0	21
17.	Accommodation services	721	54	46.1	21
18.	Postal service	491	41	20.3	21
19.	Religious, grant-making, civic, and professional and similar organizations	813	39	16.4	20
20.	Health and personal care stores	446	38	19.3	21
21.	Credit intermediation and related activities	522	34	28.4	21
22.	Local, municipal and regional public administration	913	31	14.9	18
23.	Transportation equipment manufacturing	336	31	19.2	21
24.	Chemical manufacturing	325	30	25.1	21
25.	Real estate	531	27	38.6	21
26.	Amusement, gambling and recreation industries	713	26	75.0	21
27.	Personal and laundry services	812	25	44.1	21
28.	Truck transportation	484	22	34.4	21
29.	Waste management and remediation services	562	18	94.2	21
30.	Management of companies and enterprises	551	18	42.9	21
31.	Building material and supplies merchant wholesalers	416	16	17.8	21

TOP HIRING SECTORS BY 4-DIGIT NAICS CODE

What sectors are hiring?

	4-DIGIT NAICS LABEL	NAICS CODE	POSTING COUNT ▾	AVG POSTING LENGTH IN DAYS	MEDIAN POSTING LENGTH IN DAYS
1.	Full-service restaurants and limited-service eating places	7225	250	27.6	21
2.	Elementary and secondary schools	6111	243	15.3	21
3.	Architectural, engineering and related services	5413	164	20.0	21
4.	General medical and surgical hospitals	6221	162	21.4	21
5.	Grocery stores	4451	161	17.1	14
6.	Community care facilities for the elderly	6233	117	17.2	21
7.	Other federal government public administration	9119	81	18.5	21
8.	Home health care services	6216	79	20.0	21
9.	Residential building construction	2361	74	21.3	21
10.	Department stores	4521	61	18.3	21
11.	Building material and supplies dealers	4441	58	24.1	21
12.	Employment services	5613	56	21.8	21
13.	Individual and family services	6241	49	43.1	21
14.	Traveller accommodation	7211	48	52.9	21
15.	Automobile dealers	4411	45	46.9	21
16.	Other miscellaneous store retailers	4539	44	30.1	21
17.	Postal service	4911	41	20.3	21
18.	Health and personal care stores	4461	38	19.3	21
19.	Management, scientific and technical consulting services	5416	36	19.6	21
20.	Services to buildings and dwellings	5617	36	96.0	36
21.	Offices of other health practitioners	6213	33	20.1	21
22.	Advertising, public relations, and related services	5418	31	17.7	21
23.	Other local, municipal and regional public administration	9139	30	14.9	18
24.	Office supplies, stationery and gift stores	4532	29	18.3	21
25.	Building equipment contractors	2382	28	52.9	65
26.	Aerospace product and parts manufacturing	3364	27	19.6	21
27.	Other residential care facilities	6239	25	21.5	21
28.	Beer, wine and liquor stores	4453	23	21.0	21
29.	Out-patient care centres	6214	23	22.5	21
30.	Civic and social organizations	8134	22	19.3	21
31.	Pharmaceutical and medicine manufacturing	3254	22	23.1	21

TOP HIRING SECTORS BY 5-DIGIT NAICS CODE

What sectors are hiring?

	5-DIGIT NAICS LABEL	NAICS CODE	POSTING COUNT ▾	AVG POSTING LENGTH IN DAYS	MEDIAN POSTING LENGTH IN DAYS
1.	Full-service restaurants and limited-service eating places	72251	250	27.6	21
2.	Elementary and secondary schools	61111	243	15.3	21
3.	General medical and surgical hospitals	62211	162	21.4	21
4.	Supermarkets and other grocery (except convenience) stores	44511	155	16.9	14
5.	Testing laboratories	54138	147	19.8	21
6.	Community care facilities for the elderly	62331	117	17.2	21
7.	Other federal government public administration	91191	81	18.5	21
8.	Home health care services	62161	79	20.0	21
9.	Residential building construction	23611	74	21.3	21
10.	Department stores	45211	61	18.3	21
11.	Employment placement agencies and executive search services	56131	53	21.9	21
12.	Hardware stores	44413	52	24.4	21
13.	Hotels (except casino hotels) and motels	72111	45	52.9	21
14.	New car dealers	44111	41	48.4	21
15.	Postal service	49111	41	20.3	21
16.	All other miscellaneous store retailers	45399	33	36.1	21
17.	Pharmacies and drug stores	44611	32	18.7	21
18.	Management consulting services	54161	32	21.2	21
19.	Other local, municipal and regional public administration	91391	30	14.9	18
20.	Office supplies and stationery stores	45321	29	18.3	21
21.	Aerospace product and parts manufacturing	33641	27	19.6	21
22.	Other residential care facilities	62399	25	21.5	21
23.	Beer, wine and liquor stores	44531	23	21.0	21
24.	Janitorial services	56172	22	51.3	21
25.	Pharmaceutical and medicine manufacturing	32541	22	23.1	21
26.	Civic and social organizations	81341	22	19.3	21
27.	Services for the elderly and persons with disabilities	62412	21	55.3	21
28.	Child and youth services	62411	21	39.6	22.5
29.	Automotive parts and accessories stores	44131	19	17.5	21
30.	Other services related to advertising	54189	18	17.6	21
31.	Management of companies and enterprises	55111	18	42.9	21

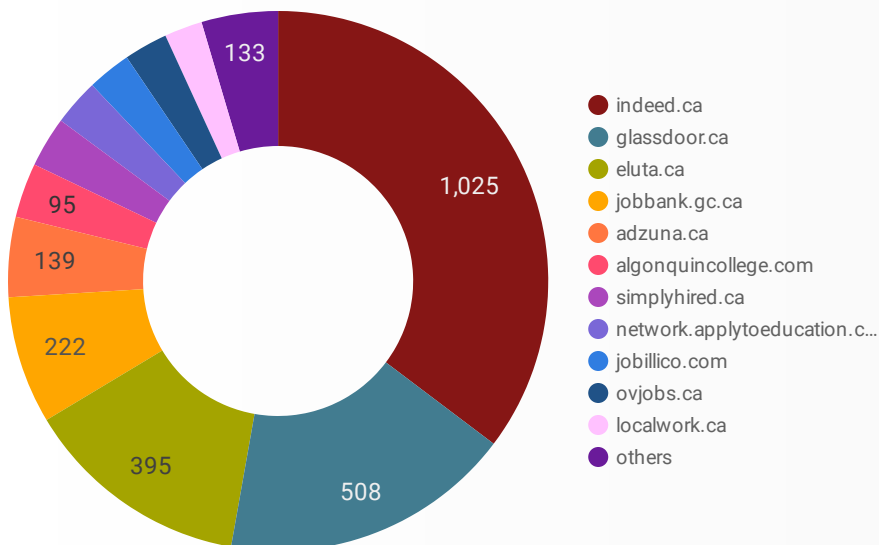
TOP HIRING SECTORS BY 6-DIGIT NAICS CODE

What sectors are hiring?

	NAICS Label	NAICS CODE	POSTING COUNT ▼	AVG POSTING LENGTH IN DAYS	MEDIAN POSTING LENGTH IN DAYS
1.	Elementary and secondary schools	611110	243	15.3	21
2.	General (except paediatric) hospitals	622111	162	21.4	21
3.	Limited-service eating places	722512	156	32.4	21
4.	Supermarkets and other grocery (except convenience) stores	445110	155	16.9	14
5.	Testing laboratories	541380	147	19.8	21
6.	Community care facilities for the elderly	623310	117	17.2	21
7.	Full-service restaurants	722511	94	19.9	21
8.	Other federal government public administration	911910	81	18.5	21
9.	Home health care services	621610	79	20.0	21
10.	Residential building construction	236110	74	21.3	21
11.	Department stores	452110	61	18.3	21
12.	Employment placement agencies and executive search services	561310	53	21.9	21
13.	Hardware stores	444130	52	24.4	21
14.	Postal service	491110	41	20.3	21
15.	New car dealers	441110	41	48.4	21
16.	Hotels	721111	37	60.9	21
17.	Pharmacies and drug stores	446110	32	18.7	21
18.	Other local, municipal and regional public administration	913910	30	14.9	18
19.	Office supplies and stationery stores	453210	29	18.3	21
20.	Aerospace product and parts manufacturing	336410	27	19.6	21
21.	Administrative management and general management consulting services	541611	27	19.9	21
22.	All other residential care facilities	623999	25	21.5	21
23.	Beer, wine and liquor stores	445310	23	21.0	21
24.	All other miscellaneous store retailers (except beer and wine-making supplies stores)	453999	23	22.3	21
25.	Civic and social organizations	813410	22	19.3	21
26.	Pharmaceutical and medicine manufacturing	325410	22	23.1	21
27.	Janitorial services (except window cleaning)	561722	22	51.3	21
28.	Child and youth services	624110	21	39.6	22.5
29.	Services for the elderly and persons with disabilities	624120	21	55.3	21
30.	Automotive parts and accessories stores	441310	19	17.5	21

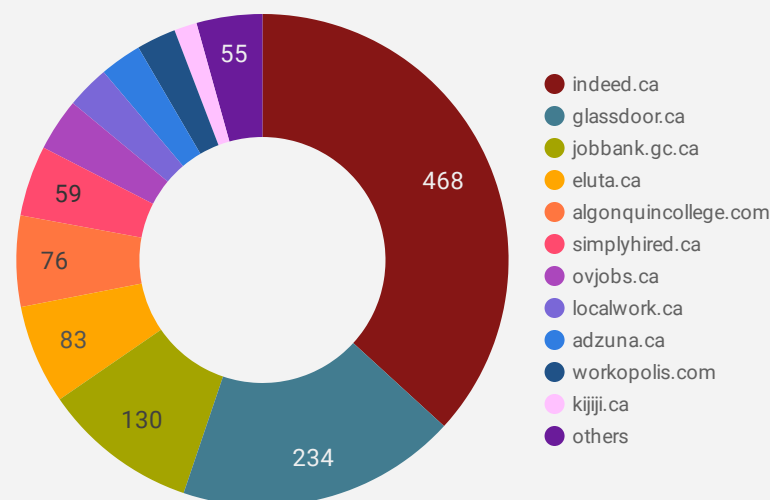
JOB POSTINGS BY JOB BOARD

What share of unique job postings appear on each job board?



COMPANIES BY JOB BOARD

What share of unique job postings appear on each job board?



JOB POSTING DETAILS BY JOB BOARD

How does job posting activity differ by job board?

	JOB BOARD	POSTING COUNT ▾	AVG POSTING LENGTH IN DAYS	MEDIAN POSTING LENGTH IN DAYS	# OF COMPANIES
1.	indeed.ca	1,025	19.7	21	468
2.	glassdoor.ca	508	21.0	21	234
3.	eluta.ca	395	20.8	21	83
4.	jobbank.gc.ca	222	43.4	28	130
5.	adzuna.ca	139	14.0	14	35
6.	algonquincollege.com	95	37.7	29	76
7.	simplyhired.ca	88	19.5	21	59
8.	network.applytoeducation.com	81	5.9	6	5
9.	jobillico.com	76	8.6	7	13
10.	ovjobs.ca	76	43.7	59	44
11.	localwork.ca	66	12.4	5	36
12.	workopolis.com	35	250.6	252	33
13.	rncareers.ca	32	9.9	1	6
14.	kijiji.ca	24	15.3	15	19
15.	canadacareer.ca	12	34.5	35	10
16.	careerarc.com	6	15.0	15	3
17.	careerbuilder.ca	6	61.0	61	3
18.	gojobs.gov.on.ca	5	57.5	16	5