

JOB DEMAND REPORT

APRIL 2023

HIGHLIGHTS

JOB POSTINGS BY THE NUMBERS

POSTING COUNT	NEW THIS MONTH	COMPANIES	JOB BOARDS
2,803	1,603	983	23

OF DAYS POSTED

AVERAGE	MEDIAN
23.3	21

REPORT BUILDER

The default filter selection below will show all job demand data for the month. You can use the filters to create a customized report for the purpose of understanding a subset of the data.

OCCUPATION FILTERS

SKILL TYPE NAME / 1-DIGIT NOC ▾

MAJOR GROUP / 2-DIGIT NOC ▾

MINOR GROUP / 3-DIGIT NOC ▾

UNIT GROUP / 4-DIGIT NOC ▾

SKILL LEVEL ▾

JOB TYPE ▾

JOB DURATION ▾

ADDITIONAL LANGUAGE ▾

SPECIFIC JOB TAGS ▾

OTHER FILTERS

MUNICIPALITY ▾

COUNTY ▾

JOB BOARD ▾

NOC = National Occupation Classification | NAICS = North American Industry Classification System

Page 1 of 20

Source:

Job posting data is collected by the Labour Market Group of Renfrew & Lanark from job boards and employer websites that recruit candidates in the County of Renfrew, Lanark County, the Town of Smith Falls, and the City of Pembroke.

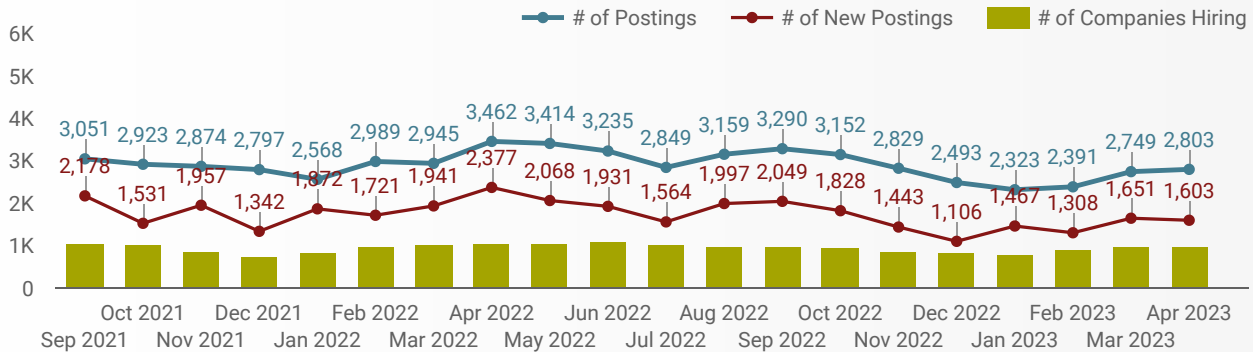


This Employment Ontario service is funded in part by the Government of Canada and the Government of Ontario.

Ce service Emploi Ontario est financé en partie par le gouvernement du Canada et le gouvernement de l'Ontario.

JOB POSTINGS BY MONTH

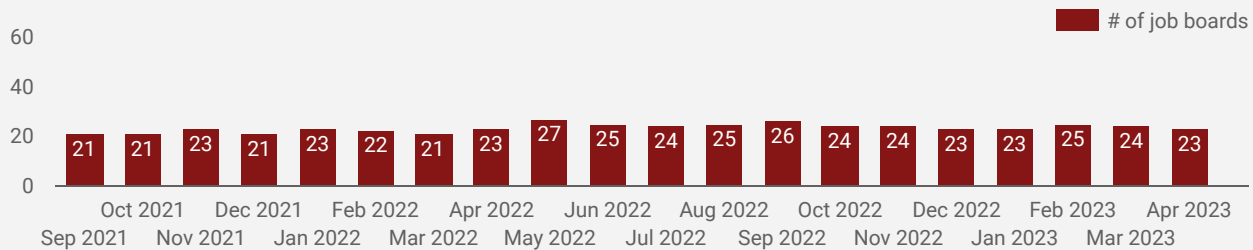
How many job postings were active for at least 1 day this month?



NOTE: This graph cannot be filtered using the controls on the cover page

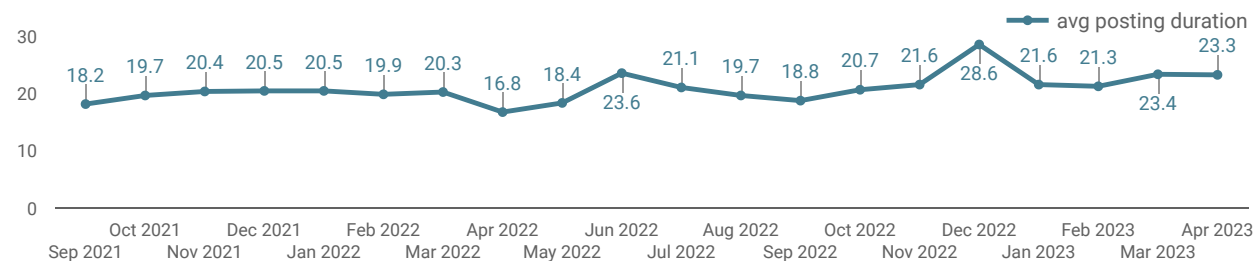
NUMBER OF ACTIVE JOB BOARDS

How many job postings were active for at least 1 day this month on these job boards?



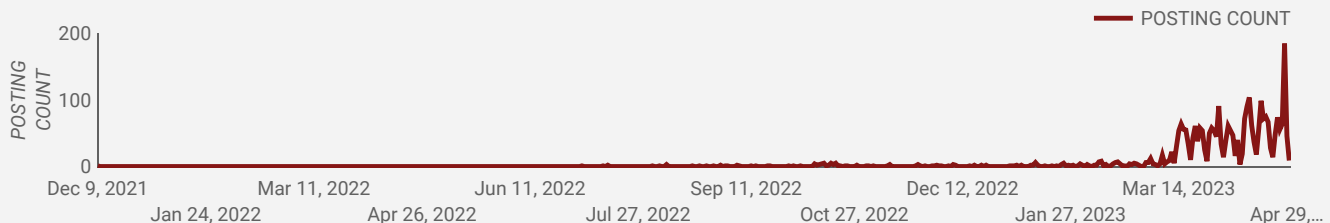
AVG & MEDIAN POSTING LENGTH BY DAYS

How long are employers having to recruit for to find candidates to fill their job vacancies?



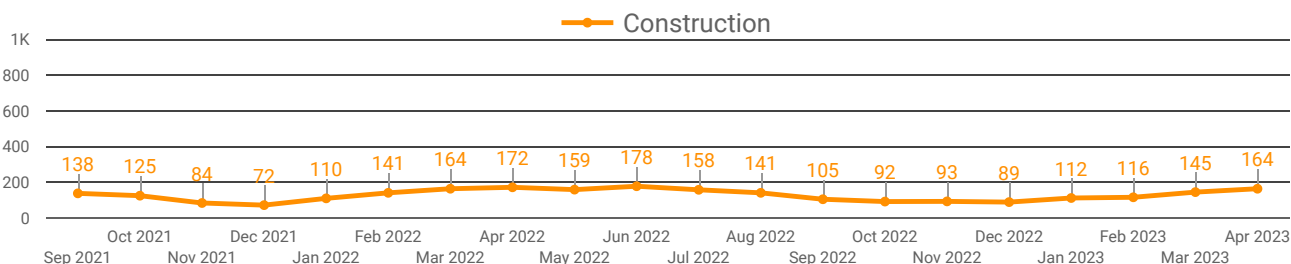
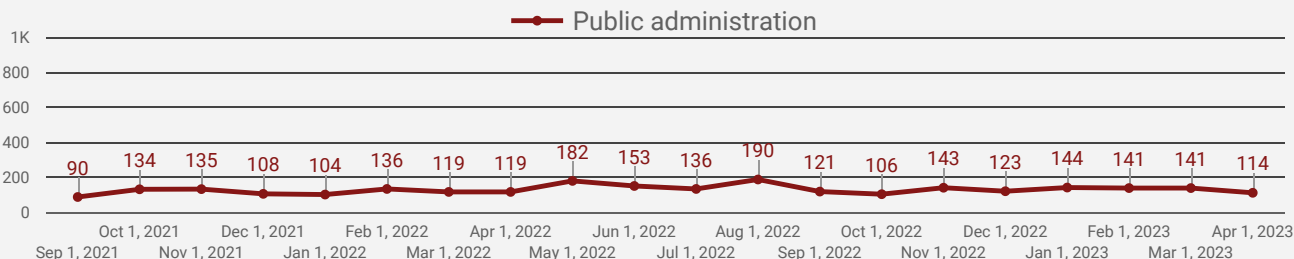
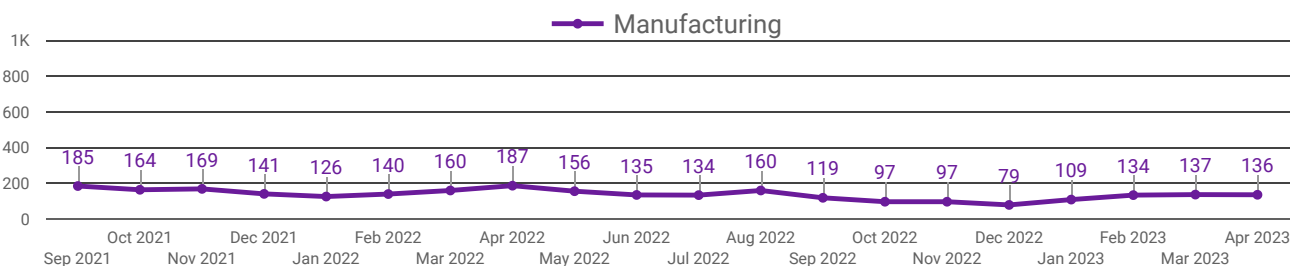
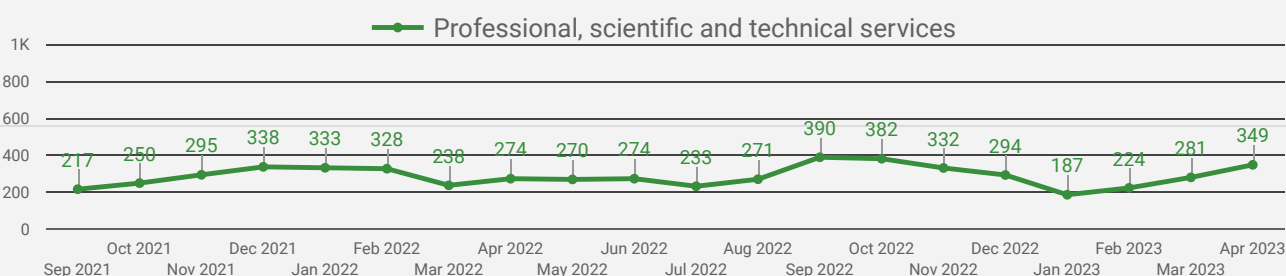
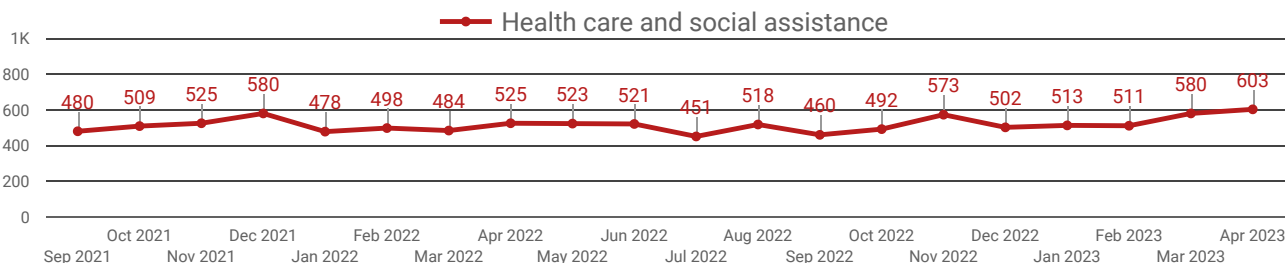
POST DATE TIMELINE FOR THIS MONTH'S ACTIVE JOB POSTINGS

How many job postings were active for at least 1 day this month?



DEMAND BY KEY SECTOR

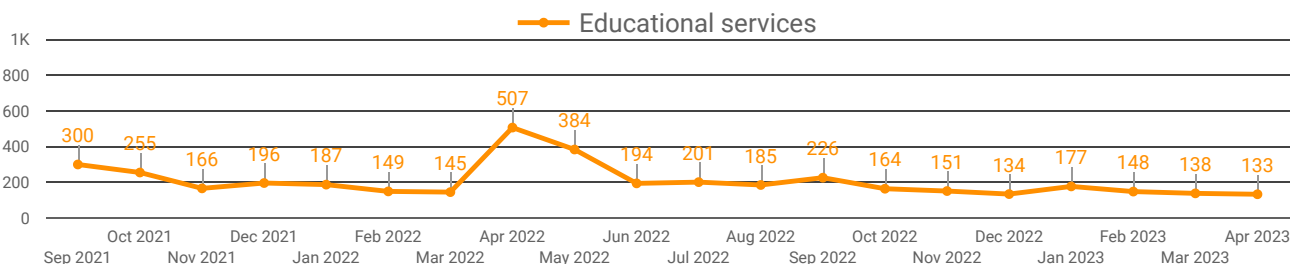
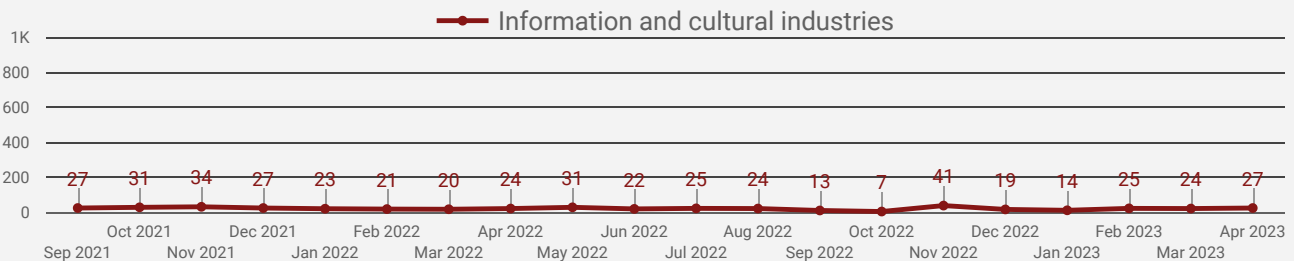
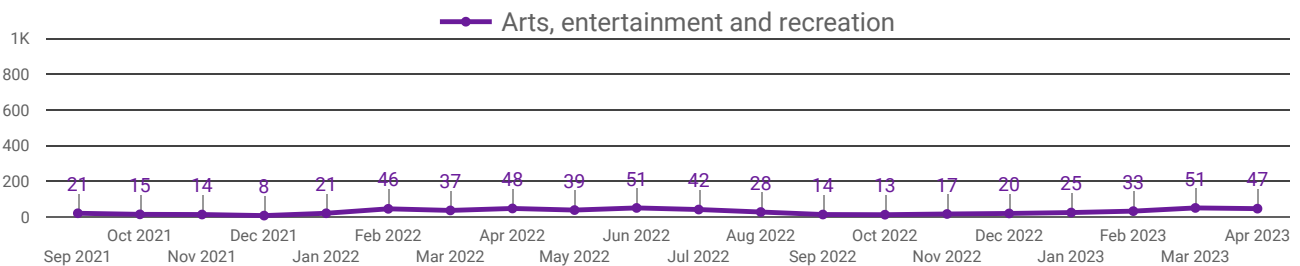
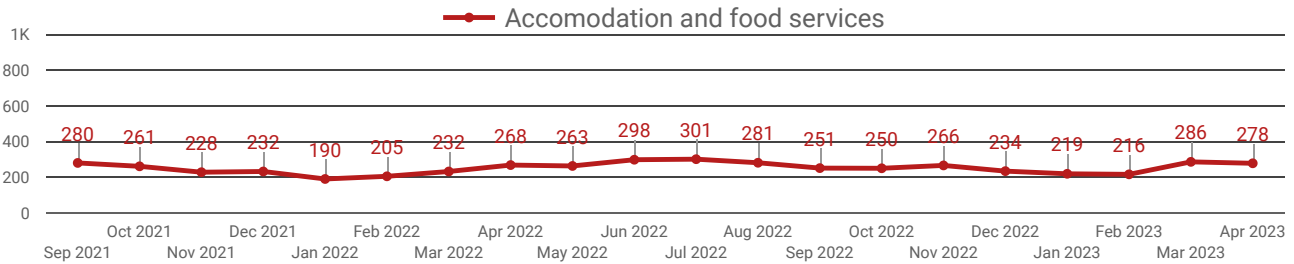
How many job postings were active for at least 1 day this month by sector?



NOTE: This graph cannot be filtered using the controls on the cover page

DEMAND BY IMPACTED SECTOR

How many job postings were active for at least 1 day this month by sector?



NOTE: This graph cannot be filtered using the controls on the cover page

JOB POSTINGS BY MUNICIPALITY

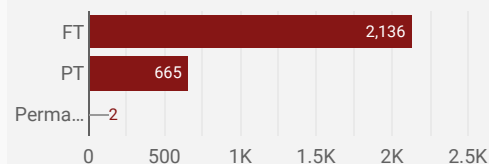
How many job postings were active for at least 1 day this month?

	MUNICIPALITY	POSTING COUNT	AVG POSTING LENGTH IN DAYS	MEDIAN POSTING LENGTH IN DAYS
1.	Pembroke	708	25.1	21
2.	Smiths Falls	329	25.0	21
3.	Carleton Place	310	21.4	21
4.	Renfrew	250	25.3	21
5.	Arnprior	247	23.9	21
6.	Perth	230	23.6	21
7.	Deep River	205	23.2	21
8.	Petawawa	153	19.7	21
9.	Mississippi Mills	127	21.4	21
10.	Laurentian Hills	106	20.1	21
11.	Whitewater Region	33	21.3	21

1 - 25 / 25

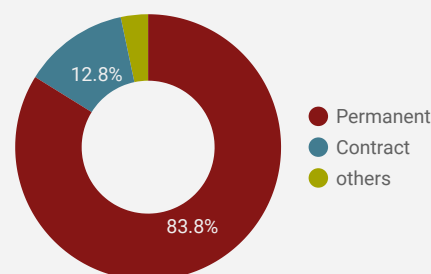
JOB TYPE

Full-time vs Part-time



JOB DURATION

Permanency of jobs posted



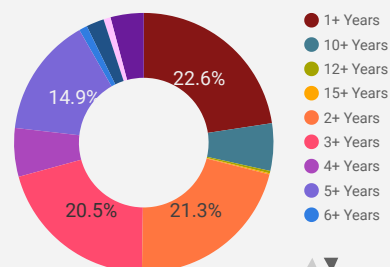
JOB POSTINGS BY COUNTY/CITY/TOWN

How many job postings were active for at least 1 day this month?

	UPPER TIER	POSTING COUNT	AVG POSTING LENGTH IN DAYS	MEDIAN POSTING LENGTH IN DAYS
1.	Renfrew County	1,047	22.4	21
2.	Lanark County	709	22.2	21
3.	Pembroke	708	25.1	21
4.	Smiths Falls	329	25.0	21

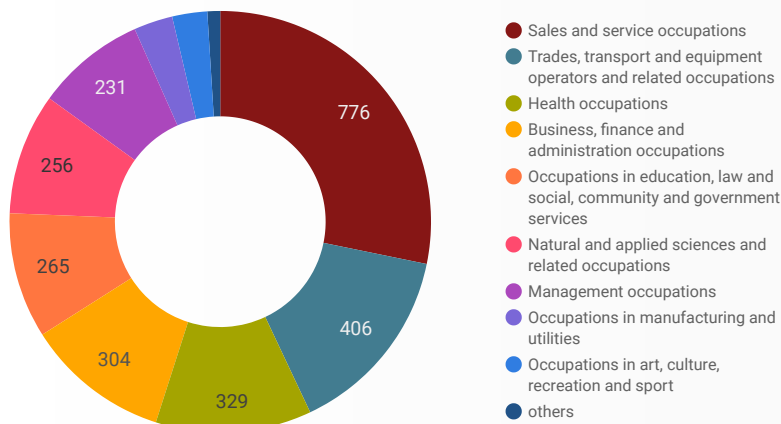
JOB EXPERIENCE

Job Postings by Experience Level Required



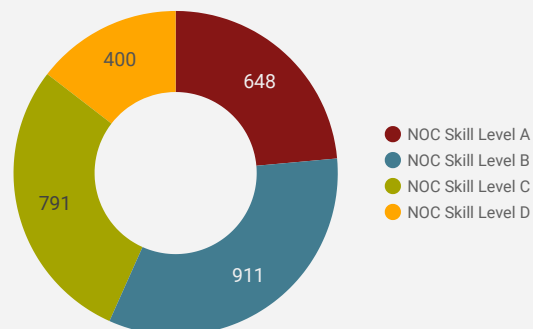
JOB POSTINGS BY JOB CATEGORY

What broad occupational category is being recruited?



JOB POSTINGS BY SKILL LEVEL

What education do occupations typically require?



Skill Level A = Usually University education | Skill Level B = Usually College education or Apprenticeship training | Skill Level C = Usually Secondary education or occupation-specific training | Skill Level D = Usually on-the-job training

TOP HIRING EMPLOYERS & AGENCIES

Who is hiring?











	COMPANY	MUNICIPALITY	POSTINGS COUNT	AVG POSTING LENGTH IN DAYS	MEDIAN POSTING LENGTH IN DAYS
1.	Canadian Nuclear Laboratories (CNL)	Deep River	161	21.0	21
2.	Pembroke Regional Hospital (PRH)	Pembroke	136	20.5	21
3.	Canadian Nuclear Laboratories (CNL)	Laurentian Hills	72	20.7	21
4.	Canadian Forces Morale & Welfare Services (CFMWS)	Petawawa	52	17.8	20
5.	Perth and Smiths Falls District Hospital, Smiths Falls	Smiths Falls	34	20.5	21
6.	Pillar5 Pharma Inc.	Arnprior	19	21.0	21
7.	Arnprior Regional Health	Arnprior	18	21.0	21
8.	Home and Community Care Support Services Champlain	Renfrew	16	21.0	21
9.	Your Independent Grocer	Carleton Place	16	21.0	21
10.	Deep River and District Hospital (DRDH)	Deep River	15	19.8	21
11.	Home Depot of Canada Inc.	Carleton Place	14	13.4	14
12.	Renfrew County District School Board	Pembroke	13	15.9	6
13.	Home Depot	Carleton Place	13	19.4	21
14.	Renfrew County Catholic District School Board	Pembroke	13	37.7	21
15.	Supples Landing Retirement Residence	Pembroke	12	21.0	21
16.	Symphony Senior Living	Carleton Place	12	21.0	21
17.	Walmart	Pembroke	11	null	null
18.	Rona, Carleton Place	Smiths Falls	11	21.3	21
19.	Thomas Cavanagh Construction Limited	Beckwith	11	21.0	21
20.	Algonquin College	Pembroke	10	13.0	9
21.	Walmart Canada	Pembroke	10	21.0	21
22.	Kilmarnock Enterprise	Smiths Falls	10	21.0	21
23.	401 Auto	Pembroke	10	21.0	21
24.	Metro Inc.	Smiths Falls	10	16.0	21
25.	Canadian Tire Corporation Ltd	Smiths Falls	9	12.9	15
26.	Metro Inc.	Arnprior	9	18.3	21
27.	Catholic District School Board of Eastern Ontario	Carleton Place	9	12.0	13
28.	Algonquin College of Applied Arts & Technology	Pembroke	8	null	null
29.	Sienna Senior Living Inc.	Perth	8	21.0	21
30.	Bonnechere Excavating Inc.	Renfrew	7	null	null
31.	Ministry of Natural Resources and Forestry	Pembroke	7	20.7	21

TOP HOURLY WAGES IN JOB POSTINGS

What are employers willing to pay to find the perfect candidate?












of Minimum Wage Job Postings

75

	JOB TITLE	COMPANY	LOCATION	HOURLY WAGE ▾
1.	Part Time Post Secondary Professor - Carpentry (pembroke Campus)	Algonquin College	Pembroke	139 
2.	Part-time Professor - Regulatory Affairs (pembroke Campus)	Algonquin College	Pembroke	139 
3.	Athletic Therapist	VC Athletic Therapy & Bracing	Petawawa	82 
4.	Soccer Training Activities Operator/owner For Toddlers And Young Children	Green Wave Sports	Petawawa	80 
5.	Interior Designer	Candace Plotz Design	Renfrew	75 
6.	operations vice-president - financial, communications and other business services -Holiday Inn Express Pembroke	Holiday Inn Pembroke	Pembroke	67 
7.	Nurse Practitioner	ConnectWell Community Health	Whitewater Region	67 
8.	Nurse Practitioner	Arnprior & District Family Health Team	Arnprior	61 
9.	Registered Massage Therapist	Active Care Massage Therapy	Pembroke	60 
10.	Registered Nurse (rn)	Vyma Care Services Inc.	Mississippi Mills	60 
				1 - 100 / 795 < >

TOP SALARIES IN JOB POSTINGS

What are employers willing to pay to find the perfect candidate?

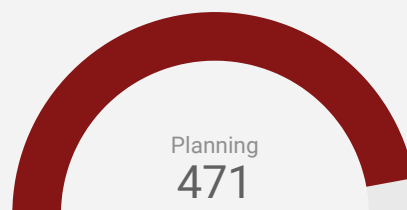
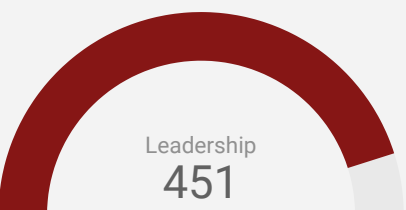
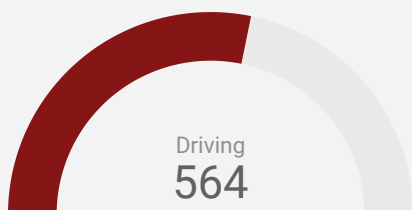
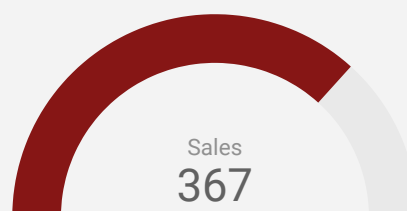
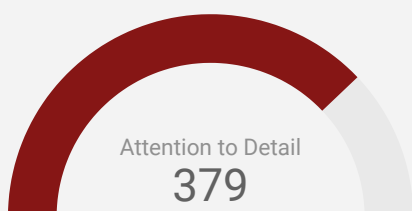
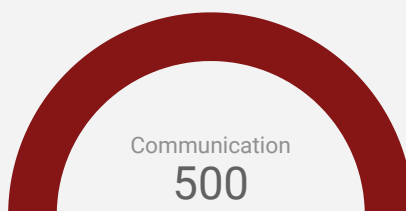
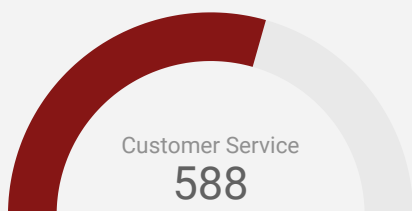
	JOB TITLE	COMPANY	LOCATION	ANNUAL SALARY ▾
1.	Pembroke Honda - General Manager	Jimmy Lapointe's Auto Group - JLAG	Pembroke	300,000 
2.	Product Specialist	Pride Marine Group Ltd.	Pembroke	250,000 
3.	Full-time Associate Dentist	Dentistry @ Arnprior	Arnprior	250,000 
4.	Automotive Group Controller/cfo	Jimmy Lapointe's Automotive Group (JLAG)	Pembroke	218,438 
5.	Sales Account Executive - Bilingual	Uline Canada	Carleton Place	166,000 
6.	Lumeo Regional Lumeo Operations Director	Perth and Smiths Falls District Hospital, Smiths Falls	Smiths Falls	154,664 
7.	Business Manager	401 Auto	Renfrew	150,000 
8.	Real Estate Sales Representative	Royal LePage Real Estate	Renfrew	150,000 
9.	General Manager	401 Auto	Pembroke	150,000 
10.	Head/director Aseptic Production	Pillar5 Pharma Inc.	Arnprior	149,892 
11.	140,000 
				1 - 100 / 936 < >

TOP IN-DEMAND SKILLS

How many times were these skills found in job postings?

ACTIVE JOB POSTINGS THIS MONTH

2,803



KEY JOB REQUIREMENTS

How often are these requirements desired in job postings?

ACTIVE JOB POSTINGS THIS MONTH

2,803



Driver's License
43



First Aid
144



Regular Access to a Vehicle
128



Criminal Record Check
201



Microsoft Office
178



Food Safety
48

JOB POSTINGS BY 4-DIGIT NATIONAL OCCUPATION CLASSIFICATION

What jobs are in-demand and/or hard to fill?

	4 DIGIT NOC	4 DIGIT NOC NAME	SKILL LEVEL	POSTING COUNT ▾	AVG POSTING LENGTH IN DAYS	MEDIAN POSTING LENGTH IN DAYS
1.	6421	Retail salespersons	NOC Skill Level C	174	17.3	21
2.	6711	Food counter attendants, kitchen helpers and related support occupations	NOC Skill Level D	101	38.4	21
3.	4412	Home support workers, housekeepers and related occupations	NOC Skill Level C	78	22.8	21
4.	3012	Registered nurses and registered psychiatric nurses	NOC Skill Level A	75	22.9	21
5.	3233	Licensed practical nurses	NOC Skill Level B	65	24.3	21
6.	0621	Retail and wholesale trade managers	NOC Skill Level A	65	21.6	21
7.	6322	Cooks	NOC Skill Level B	59	35.5	21
8.	7511	Transport truck drivers	NOC Skill Level C	51	25.0	21
9.	6552	Other customer and information services representatives	NOC Skill Level C	50	21.0	21
10.	6622	Store shelf stockers, clerks and order fillers	NOC Skill Level D	47	14.9	21
11.	4032	Elementary school and kindergarten teachers	NOC Skill Level A	43	13.4	13
12.	6731	Light duty cleaners	NOC Skill Level D	40	21.0	21
13.	5254	Program leaders and instructors in recreation, sport and fitness	NOC Skill Level B	38	19.0	21
14.	6311	Food service supervisors	NOC Skill Level B	38	80.0	69.5
15.	7321	Automotive service technicians, truck and bus mechanics and mechanical repairers	NOC Skill Level B	37	20.6	21
16.	4212	Social and community service workers	NOC Skill Level B	37	19.3	21
17.	6733	Janitors, caretakers and building superintendents	NOC Skill Level D	36	16.6	21
18.	3413	Nurse aides, orderlies and patient service associates	NOC Skill Level C	34	22.1	21
19.	1221	Administrative officers	NOC Skill Level B	33	22.9	21
20.	7611	Construction trades helpers and labourers	NOC Skill Level D	33	30.1	21
21.	2232	Mechanical engineering technologists and technicians	NOC Skill Level B	29	21.0	21
22.	7514	Delivery and courier service drivers	NOC Skill Level C	29	23.9	21
23.	6611	Cashiers	NOC Skill Level D	29	15.0	18
24.	1241	Administrative assistants	NOC Skill Level B	29	25.5	21
25.	1411	General office support workers	NOC Skill Level C	27	21.2	21
26.	1414	Receptionists	NOC Skill Level C	27	18.5	21
27.	2132	Mechanical engineers	NOC Skill Level A	26	16.8	21
28.	0631	Restaurant and food service managers	NOC Skill Level A	26	49.5	21
29.	4214	Early childhood educators and assistants	NOC Skill Level B	25	26.3	21
					1 - 50 / 295	< >

JOB POSTINGS BY 3-DIGIT NATIONAL OCCUPATION CLASSIFICATION

What jobs are hard to fill and/or in-demand?

	3 DIGIT NOC	3 DIGIT NOC NAME	SKILL LEVEL	POSTING COUNT	AVG POSTING LENGTH IN DAYS	MEDIAN POSTING LENGTH IN DAYS
1.	642	Retail salespersons	NOC Skill Level C	174	17.3	21
2.	441	Home care providers and educational support occupations	NOC Skill Level C	102	24.1	21
3.	671	Food counter attendants, kitchen helpers and related support occupations	NOC Skill Level D	101	38.4	21
4.	673	Cleaners	NOC Skill Level D	91	19.9	21
5.	751	Motor vehicle and transit drivers	NOC Skill Level C	89	27.9	21
6.	323	Other technical occupations in health care	NOC Skill Level B	86	23.0	21
7.	301	Professional occupations in nursing	NOC Skill Level A	81	22.7	21
8.	421	Paraprofessional occupations in legal, social, community and education services	NOC Skill Level B	70	22.7	21
9.	141	General office workers	NOC Skill Level C	66	19.6	21
10.	062	Retail and wholesale trade managers	NOC Skill Level A	65	21.6	21
11.	632	Chefs and cooks	NOC Skill Level B	63	35.1	21
12.	223	Technical occupations in civil, mechanical and industrial engineering	NOC Skill Level B	61	24.8	21
13.	122	Administrative and regulatory occupations	NOC Skill Level B	59	22.1	21
14.	662	Other sales support and related occupations	NOC Skill Level D	58	15.5	21
15.	655	Customer and information services representatives	NOC Skill Level C	52	21.0	21
16.	761	Trades helpers and labourers	NOC Skill Level D	51	25.2	21
17.	341	Assisting occupations in support of health services	NOC Skill Level C	50	20.8	21
18.	403	Secondary and elementary school teachers and educational counsellors	NOC Skill Level A	49	12.8	11
19.	732	Automotive service technicians	NOC Skill Level B	47	20.7	21
20.	124	Office administrative assistants - general, legal and medical	NOC Skill Level B	45	22.7	21
21.	213	Civil, mechanical, electrical and chemical engineers	NOC Skill Level A	45	17.4	21
22.	631	Service supervisors	NOC Skill Level B	45	63.4	21
23.	525	Athletes, coaches, referees and related occupations	NOC Skill Level B	44	18.6	21
24.	731	Machinery and transportation equipment mechanics (except motor vehicles)	NOC Skill Level B	44	24.7	21
25.	651	Occupations in food and beverage service	NOC Skill Level C	39	18.9	21
26.	321	Medical technologists and technicians (except dental health)	NOC Skill Level B	38	21.5	21
27.	063	Managers in food service and accommodation	NOC Skill Level A	32	43.4	21
28.	152	Supply chain logistics, tracking and scheduling co-ordination occupations	NOC Skill Level C	29	22.3	21
					1 - 50 / 123	< >

	2 DIGIT NOC	2 DIGIT NOC NAME	SKILL LEVEL	POSTING COUNT	AVG POSTING LENGTH IN DAYS	MEDIAN POSTING LENGTH IN DAYS
1.	67	Service support and other service occupations, n.e.c.	NOC Skill Level D	204	30.3	21
2.	64	Sales representatives and salespersons - wholesale and retail trade	NOC Skill Level C	177	17.4	21
3.	22	Technical occupations related to natural and applied sciences	NOC Skill Level B	133	23.9	21
4.	63	Service supervisors and specialized service occupations	NOC Skill Level B	131	40.1	21
5.	32	Technical occupations in health	NOC Skill Level B	130	22.3	21
6.	75	Transport and heavy equipment operation and related maintenance occupations	NOC Skill Level C	127	27.6	21
7.	65	Service representatives and other customer and personal services occupations	NOC Skill Level C	126	21.9	21
8.	21	Professional occupations in natural and applied sciences	NOC Skill Level A	123	21.1	21
9.	12	Administrative and financial supervisors and administrative occupations	NOC Skill Level B	112	22.3	21
10.	06	Middle management occupations in retail and wholesale trade and customer services	NOC Skill Level A	105	27.6	21
11.	44	Care providers and educational, legal and public protection support occupations	NOC Skill Level C	103	24.1	21
12.	73	Maintenance and equipment operation trades	NOC Skill Level B	99	21.9	21
13.	72	Industrial, electrical and construction trades	NOC Skill Level B	92	25.1	21
14.	14	Office support occupations	NOC Skill Level C	92	19.2	21
15.	66	Sales support occupations	NOC Skill Level D	87	15.3	21
16.	30	Professional occupations in nursing	NOC Skill Level A	81	22.7	21
17.	42	Paraprofessional occupations in legal, social, community and education services	NOC Skill Level B	70	22.7	21
18.	31	Professional occupations in health (except nursing)	NOC Skill Level A	68	20.3	21
19.	52	Technical occupations in art, culture, recreation and sport	NOC Skill Level B	67	19.9	21
20.	40	Professional occupations in education services	NOC Skill Level A	59	13.3	12
21.	76	Trades helpers, construction labourers and related occupations	NOC Skill Level D	59	26.0	21
22.	62	Retail sales supervisors and specialized sales occupations	NOC Skill Level B	51	23.9	21
23.	34	Assisting occupations in support of health services	NOC Skill Level C	50	20.8	21
24.	11	Professional occupations in business and finance	NOC Skill Level A	46	21.9	21
25.	15	Distribution, tracking and scheduling co-ordination occupations	NOC Skill Level C	46	20.4	21
26.	01	Senior managers - construction, transportation, production and utilities	NOC Skill Level A	37	18.8	21
27.	41	Professional occupations in law and social, community and government services	NOC Skill Level A	33	19.7	21
					1 - 47 / 47	< >

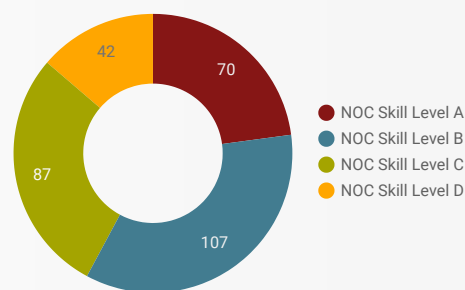
MULTILINGUAL JOB POSTINGS BY THE NUMBERS

ACTIVE POSTINGS	NEW POSTINGS	COMPANIES	LANGUAGES	# OF DAYS POSTED
314	0	204	5	AVERAGE 20.4 MEDIAN 21

MULTILINGUAL JOB POSTINGS BY SKILL LEVEL

What language skills are employers looking for by occupational skill level?

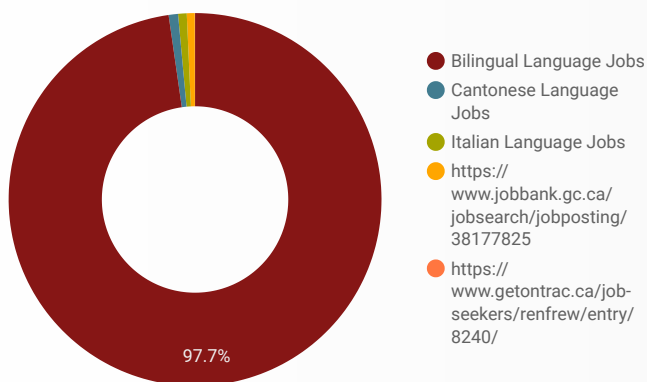
- 70 Skill Level A - Management/ Professional Occupations usually requiring University
- 107 Skill Level B - Usually college education or apprenticeship training
- 87 Skill Level C - Usually secondary education or occupation-specific training
- 42 Skill Level D - Usually on-the-job training



LANGUAGES	NOC Skill Level A	NOC Skill Level B	NOC Skill Level C	NOC Skill Level D
Bilingual Lang...	70	105	84	40
Cantonese La...		1	2	
Italian Langu...		1	1	
https://www....			1	
https://www.j...			1	

LANGUAGE SKILLS BREAKDOWN

Which kinds of language skills do employers seek?



LANGUAGES	POSTING COUNT
1. Bilingual Language Jobs	307
2. Cantonese Language Jobs	3
3. Italian Language Jobs	2
4. https://www.jobbank.gc.ca/...	1
5. https://www.getontrac.ca/j...	1

1 - 5 / 5 < >

Post Date Timeline of this Month's Active Job Postings



LANGUAGE SKILLS BEING RECRUITED BY JOB CATEGORY

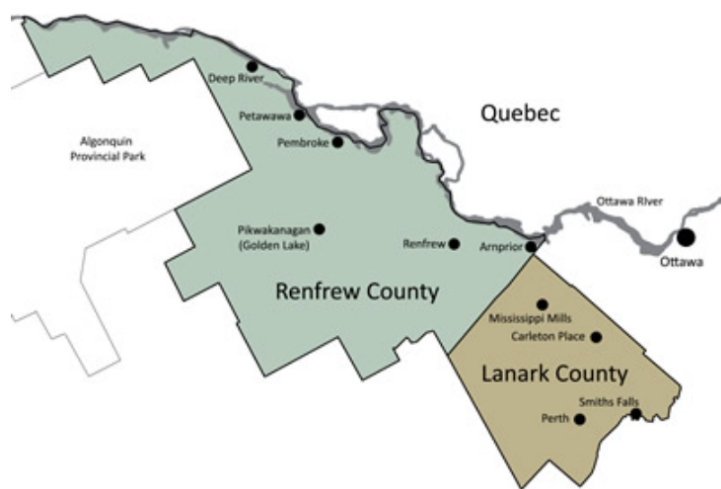
What language skills are sought by 1-Digit NOC?

BROAD OCCUPATIONAL CATEGORY	Bilingual Lan...	Cantonese L...	Italian Lang...	https://www...	https://www...	Grand total
Business, finance and administration occup...	35					35
Health occupations	52					52
Management occupations	25					25
Natural and applied sciences and related o...	9					9
Natural resources, agriculture and related p...	2					2
Occupations in art, culture, recreation and s...	18					18
Occupations in education, law and social, c...	40					40
Occupations in manufacturing and utilities	8					8
Other labourers in processing, manufacturi...				1	1	2
Sales and service occupations	77	3	2			82
Grand total	299	3	2	1	1	306

MULTILINGUAL JOB POSTINGS BY MUNICIPALITY

What language skills are sought by 4-Digit NOC?

MUNICIPALITY	JOB LANGUAGES	AVG POSTING LENGTH IN DAYS	MEDIAN POSTING LENGTH IN DAYS
1. Pembroke	59	20.9	21
2. Perth	48	20.4	21
3. Carleton Place	40	21.7	21
4. Arnprior	37	20.1	21
5. Renfrew	30	20.0	21
6. Smiths Falls	30	21.1	21
7. Mississippi Mills	27	20.8	21
8. Petawawa	24	17.1	21
9. Beckwith	4	16.0	18
10. Lanark Highlands	3	21.0	21
11. Deep River	2	21.0	21
12. Greater Madawaska	2	21.0	21
13. Whitewater	2	21.0	21



UPPER TIER	JOB LANGUAGES	AVG POSTING LENGTH IN DAYS	MEDIAN POSTING LENGTH IN DAYS
1. Lanark County	122	20.7	21
2. Renfrew County	100	19.5	21
3. Pembroke	59	20.9	21
4. Smiths Falls	30	21.1	21

LANGUAGE DEMAND BY JOB

What language skills are sought by 4-Digit NOC?

4 DIGIT NOC NAME	POSTINGS
1. Retail salespersons	14
2. Food counter attendants, kitchen helpers an...	14
3. Social and community service workers	13
4. Program leaders and instructors in recreatio...	13
5. Registered nurses and registered psychiatric ...	12
6. Other customer and information services rep...	9
7. Cooks	9
8. Home support workers, housekeepers and re...	8
9. Light duty cleaners	7
10. Nurse aides, orderlies and patient service as...	6
11. Licensed practical nurses	6
12. Carpenters	6
13. Early childhood educators and assistants	6
14. Physiotherapists	6
15. Delivery and courier service drivers	5
16. Administrative assistants	5
17. Elementary school and kindergarten teachers	5
18. Senior managers - health, education, social a...	5
19. Dental assistants	4
20. Medical administrative assistants	4
21. Other labourers in processing, manufacturing...	4
22. Construction trades helpers and labourers	4
23. Receptionists	4
24. Retail and wholesale trade managers	4
25. Transport truck drivers	4
26. Welders and related machine operators	3
27. Food and beverage servers	3
28. Facility operation and maintenance managers	3
29. Specialized cleaners	3
30. Collectors	3
31. Service station attendants	3
32. Managers in health care	3

1 - 100 / 109 < >

MULTILINGUAL HIRING EMPLOYERS

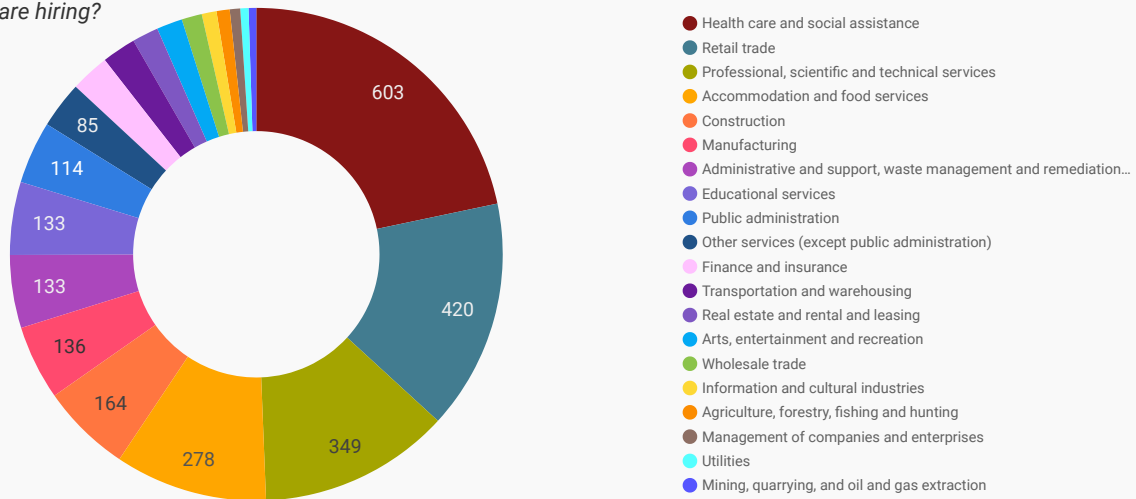
Which employers are seeking multilingual candidates?

COMPANY	POSTINGS
1. Home and Community Care Support Services Champlain	11
2. Canadian Forces Morale & Welfare Services (CFMWS)	11
3. Supples Landing Retirement Residence	7
4. Access Healthcare Services Inc.	6
5. Arnprior Regional Health	5
6. Renfrew Victoria Hospital (RVH)	5
7. Groves Park Lodge Long Term Care Facility	5
8. MOBIA Technology Innovations Inc.	4
9. Ottawa Valley Air Paddle	4
10. Home and Community Care Support Services (South East)	4
11. Family & Children's Services of Lanark, Leeds & Grenville	4
12. MOBIA Technology Innovations	4
13. ConnectWell Community Health	3
14. Lanark Cedar	3
15. Arnprior Heritage Childcare Centre	3
16. The Source (Bell) Electronics Inc.	3
17. Family and Children's Services of County of Renfrew	3
18. Great Blue Resorts - McCreary's Beach Resort	3
19. Revera - Stoneridge Manor	3
20. Pakenham Community Early Learning Centre	2
21. Steven Perry Custom Carpentry Inc.	2
22. Osl Retail Services Corporation	2
23. Lanark County	2
24. Fall River Fashion	2
25. Carleton Place Ford	2
26. Dentistry@Renfrew	2
27. Lanark Lifestyles Retirement Residence	2
28. North Renfrew Long-Term Care Centre	2
29. Mahon Pools & Spas	2

1 - 50 / 204 < >

TOP HIRING SECTORS BY 2-DIGIT NAICS CODE

What sectors are hiring?



	2-DIGIT NAICS LABEL	NAICS CODE	POSTING COUNT	AVG POSTING LENGTH IN DAYS	MEDIAN POSTING LENGTH IN DAYS
1.	Health care and social assistance	62	603	21.7	21
2.	Retail trade	44-45	420	20.2	21
3.	Professional, scientific and technical services	54	349	20.7	21
4.	Accommodation and food services	72	278	35.3	21
5.	Construction	23	164	26.2	21
6.	Manufacturing	31-33	136	24.7	21
7.	Administrative and support, waste management and remediation services	56	133	31.0	21
8.	Educational services	61	133	17.2	13
9.	Public administration	91	114	19.5	21
10.	Other services (except public administration)	81	85	18.6	21
11.	Finance and insurance	52	71	19.2	21
12.	Transportation and warehousing	48-49	62	26.4	21
13.	Real estate and rental and leasing	53	48	26.0	21
14.	Arts, entertainment and recreation	71	47	22.2	21
15.	Wholesale trade	41	37	27.7	21
16.	Information and cultural industries	51	27	27.4	21
17.	Agriculture, forestry, fishing and hunting	11	24	21.0	21
18.	Management of companies and enterprises	55	19	26.0	21
19.	Utilities	22	15	19.3	21
20.	Mining, quarrying, and oil and gas extraction	21	14	20.0	21

NOTE: NAICS code 56 includes Employment Agencies. Manufacturing includes codes 31-33, Retail Trade includes codes 44-45 and Transportation and Warehousing includes codes 48-49.

TOP HIRING SECTORS BY 3-DIGIT NAICS CODE

What sectors are hiring?

	3-DIGIT NAICS LABEL	NAICS CODE	POSTING COUNT ▾	AVG POSTING LENGTH IN DAYS	MEDIAN POSTING LENGTH IN DAYS
1.	Professional, scientific and technical services	541	349	20.7	21
2.	Food services and drinking places	722	226	39.6	21
3.	Hospitals	622	223	20.2	21
4.	Nursing and residential care facilities	623	144	23.0	21
5.	Ambulatory health care services	621	136	21.7	21
6.	Educational services	611	133	17.2	13
7.	Administrative and support services	561	107	32.3	21
8.	Social assistance	624	100	23.6	21
9.	Specialty trade contractors	238	85	28.7	21
10.	General merchandise stores	452	84	17.2	21
11.	Building material and garden equipment and supplies dealers	444	83	18.6	21
12.	Federal government public administration	911	69	18.8	21
13.	Food and beverage stores	445	67	22.3	21
14.	Motor vehicle and parts dealers	441	61	20.1	21
15.	Construction of buildings	236	58	25.3	21
16.	Accommodation services	721	52	21.2	21
17.	Miscellaneous store retailers	453	44	23.7	21
18.	Health and personal care stores	446	39	21.3	21
19.	Religious, grant-making, civic, and professional and similar organizations	813	38	17.9	21
20.	Local, municipal and regional public administration	913	37	20.4	21
21.	Real estate	531	31	28.2	21
22.	Credit intermediation and related activities	522	30	20.1	21
23.	Chemical manufacturing	325	28	27.9	21
24.	Waste management and remediation services	562	26	25.5	21
25.	Heritage institutions	712	24	18.6	21
26.	Personal and laundry services	812	24	16.5	21
27.	Truck transportation	484	24	19.9	21
28.	Repair and maintenance	811	23	23.8	21
29.	Transportation equipment manufacturing	336	22	20.7	21
30.	Heavy and civil engineering construction	237	21	19.0	21
31.	Amusement, gambling and recreation industries	713	21	25.9	21
					1 - 50 / 84 < >

TOP HIRING SECTORS BY 4-DIGIT NAICS CODE

What sectors are hiring?

	4-DIGIT NAICS LABEL	NAICS CODE	POSTING COUNT ▾	AVG POSTING LENGTH IN DAYS	MEDIAN POSTING LENGTH IN DAYS
1.	Architectural, engineering and related services	5413	270	21.3	21
2.	General medical and surgical hospitals	6221	222	20.2	21
3.	Full-service restaurants and limited-service eating places	7225	221	40.3	21
4.	Elementary and secondary schools	6111	106	16.9	13
5.	Community care facilities for the elderly	6233	85	24.9	21
6.	Building material and supplies dealers	4441	81	18.6	21
7.	Individual and family services	6241	68	25.5	21
8.	Home health care services	6216	67	20.5	21
9.	Department stores	4521	59	18.6	21
10.	Other federal government public administration	9119	58	17.4	18
11.	Grocery stores	4451	54	22.9	21
12.	Other residential care facilities	6239	53	21.0	21
13.	Traveller accommodation	7211	49	21.5	21
14.	Employment services	5613	46	43.4	21
15.	Residential building construction	2361	44	27.3	21
16.	Automobile dealers	4411	42	19.7	21
17.	Services to buildings and dwellings	5617	40	23.6	21
18.	Health and personal care stores	4461	39	21.3	21
19.	Other local, municipal and regional public administration	9139	37	20.4	21
20.	Other specialty trade contractors	2389	29	28.4	21
21.	Other miscellaneous store retailers	4539	28	27.2	21
22.	Advertising, public relations, and related services	5418	27	13.9	17.5
23.	Foundation, structure, and building exterior contractors	2381	26	33.3	21
24.	Other general merchandise stores	4529	25	15.7	16
25.	Offices of other health practitioners	6213	25	22.9	21
26.	Management, scientific and technical consulting services	5416	25	17.4	21
27.	Child day-care services	6244	24	20.8	21
28.	Heritage institutions	7121	24	18.6	21
29.	Automotive repair and maintenance	8111	22	23.8	21
30.	Out-patient care centres	6214	21	23.9	21
31.	Other amusement and recreation industries	7139	21	25.9	21
					1 - 50 / 184 < >

TOP HIRING SECTORS BY 5-DIGIT NAICS CODE

What sectors are hiring?

	5-DIGIT NAICS LABEL	NAICS CODE	POSTING COUNT ▼	AVG POSTING LENGTH IN DAYS	MEDIAN POSTING LENGTH IN DAYS
1.	Testing laboratories	54138	236	20.7	21
2.	General medical and surgical hospitals	62211	222	20.2	21
3.	Full-service restaurants and limited-service eating places	72251	221	40.3	21
4.	Elementary and secondary schools	61111	106	16.9	13
5.	Community care facilities for the elderly	62331	85	24.9	21
6.	Hardware stores	44413	75	17.2	21
7.	Home health care services	62161	67	20.5	21
8.	Department stores	45211	59	18.6	21
9.	Other federal government public administration	91191	58	17.4	18
10.	Other residential care facilities	62399	53	21.0	21
11.	Supermarkets and other grocery (except convenience) stores	44511	51	15.2	21
12.	Hotels (except casino hotels) and motels	72111	47	21.5	21
13.	Residential building construction	23611	44	27.3	21
14.	Employment placement agencies and executive search services	56131	43	47.3	21
15.	New car dealers	44111	39	19.9	21
16.	Other local, municipal and regional public administration	91391	37	20.4	21
17.	Child and youth services	62411	36	25.6	21
18.	Pharmacies and drug stores	44611	34	21.4	21
19.	Engineering services	54133	26	28.4	21
20.	All other general merchandise stores	45299	25	15.7	16
21.	Child day-care services	62441	24	20.8	21
22.	Landscaping services	56173	23	27.2	21
23.	Services for the elderly and persons with disabilities	62412	22	29.7	21
24.	Pharmaceutical and medicine manufacturing	32541	21	21.0	21
25.	Management consulting services	54161	21	18.7	21
26.	All other miscellaneous store retailers	45399	21	28.3	21
27.	Aerospace product and parts manufacturing	33641	20	20.7	21
28.	Other out-patient care centres	62149	20	24.5	21
29.	Monetary authorities - central bank	52111	19	19.7	21
30.	Management of companies and enterprises	55111	19	26.0	21
31.	Community colleges and C.E.G.E.P.s	61121	18	13.0	9
					1 - 50 / 269 < >

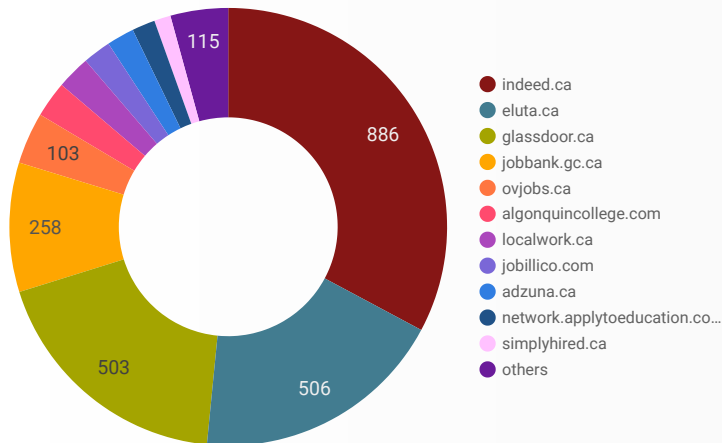
TOP HIRING SECTORS BY 6-DIGIT NAICS CODE

What sectors are hiring?

	NAICS Label	NAICS CODE	POSTING COUNT ▾	AVG POSTING LENGTH IN DAYS	MEDIAN POSTING LENGTH IN DAYS
1.	Testing laboratories	541380	236	20.7	21
2.	General (except paediatric) hospitals	622111	222	20.2	21
3.	Limited-service eating places	722512	133	40.2	21
4.	Elementary and secondary schools	611110	106	16.9	13
5.	Full-service restaurants	722511	88	40.3	21
6.	Community care facilities for the elderly	623310	85	24.9	21
7.	Hardware stores	444130	75	17.2	21
8.	Home health care services	621610	67	20.5	21
9.	Department stores	452110	59	18.6	21
10.	Other federal government public administration	911910	58	17.4	18
11.	All other residential care facilities	623999	53	21.0	21
12.	Supermarkets and other grocery (except convenience) stores	445110	51	15.2	21
13.	Residential building construction	236110	44	27.3	21
14.	Employment placement agencies and executive search services	561310	43	47.3	21
15.	New car dealers	441110	39	19.9	21
16.	Other local, municipal and regional public administration	913910	37	20.4	21
17.	Child and youth services	624110	36	25.6	21
18.	Pharmacies and drug stores	446110	34	21.4	21
19.	Hotels	721111	32	21.0	21
20.	Engineering services	541330	26	28.4	21
21.	All other miscellaneous general merchandise stores	452999	24	15.8	16.5
22.	Child day-care services	624410	24	20.8	21
23.	Landscaping services	561730	23	27.2	21
24.	Services for the elderly and persons with disabilities	624120	22	29.7	21
25.	Pharmaceutical and medicine manufacturing	325410	21	21.0	21
26.	Aerospace product and parts manufacturing	336410	20	20.7	21
27.	Community health centres	621494	19	20.4	21
28.	Monetary authorities - central bank	521110	19	19.7	21
29.	Community colleges and C.E.G.E.P.s	611210	18	13.0	9
30.	Sales financing	522220	17	21.0	21
31.	Postal service	491110	17	17.4	21

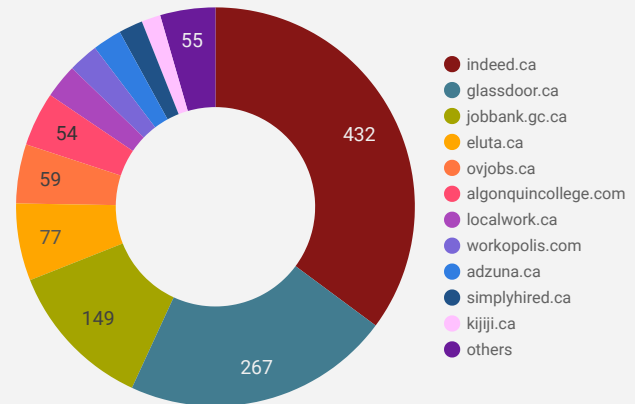
JOB POSTINGS BY JOB BOARD

What share of unique job postings appear on each job board?



COMPANIES BY JOB BOARD

What share of unique job postings appear on each job board?



JOB POSTING DETAILS BY JOB BOARD

How does job posting activity differ by job board?

	JOB BOARD	POSTING COUNT ▾	AVG POSTING LENGTH IN DAYS	MEDIAN POSTING LENGTH IN DAYS	# OF COMPANIES
1.	indeed.ca	886	20.0	21	432
2.	eluta.ca	506	21.0	21	77
3.	glassdoor.ca	503	21.0	21	267
4.	jobbank.gc.ca	258	45.6	29	149
5.	ovjobs.ca	103	46.1	58	59
6.	algonquincollege.com	72	45.1	34	54
7.	localwork.ca	67	9.2	4	34
8.	jobillico.com	56	15.1	15	15
9.	adzuna.ca	55	14.0	14	29
10.	network.applytoeducation.com	46	8.5	6	4
11.	simplyhired.ca	33	20.2	21	24
12.	workopolis.com	32			30
13.	kijiji.ca	20	15.1	15	19
14.	canadacareer.ca	19	28.4	31	10
15.	gojobs.gov.on.ca	11	28.0	23	4
16.	rncareers.ca	8	10.0	8	6
17.	careerowl.ca	8	183.0	183	4
18.	careerarc.com	6	100.0	100	5