



JOB DEMAND REPORT

MARCH 2023

HIGHLIGHTS

JOB POSTINGS BY THE NUMBERS

POSTING COUNT	NEW THIS MONTH	COMPANIES	JOB BOARDS
2,749	1,651	997	24

OF DAYS POSTED

AVERAGE	MEDIAN
23.4	21

REPORT BUILDER

The default filter selection below will show all job demand data for the month. You can use the filters to create a customized report for the purpose of understanding a subset of the data.

OCCUPATION FILTERS

SKILL TYPE NAME / 1-DIGIT NOC	▼
MAJOR GROUP / 2-DIGIT NOC	▼
MINOR GROUP / 3-DIGIT NOC	▼
UNIT GROUP / 4-DIGIT NOC	▼
SKILL LEVEL	▼
JOB TYPE	▼
JOB DURATION	▼
ADDITIONAL LANGUAGE	▼
SPECIFIC JOB TAGS	▼

OTHER FILTERS

MUNICIPALITY	▼
COUNTY	▼
JOB BOARD	▼

NOC = National Occupation Classification | NAICS = North American Industry Classification System

Page 1 of 20

Source:

Job posting data is collected by the Labour Market Group of Renfrew & Lanark from job boards and employer websites that recruit candidates in the County of Renfrew, Lanark County, the Town of Smith Falls, and the City of Pembroke.



This Employment Ontario service is funded in part by the Government of Canada and the Government of Ontario.

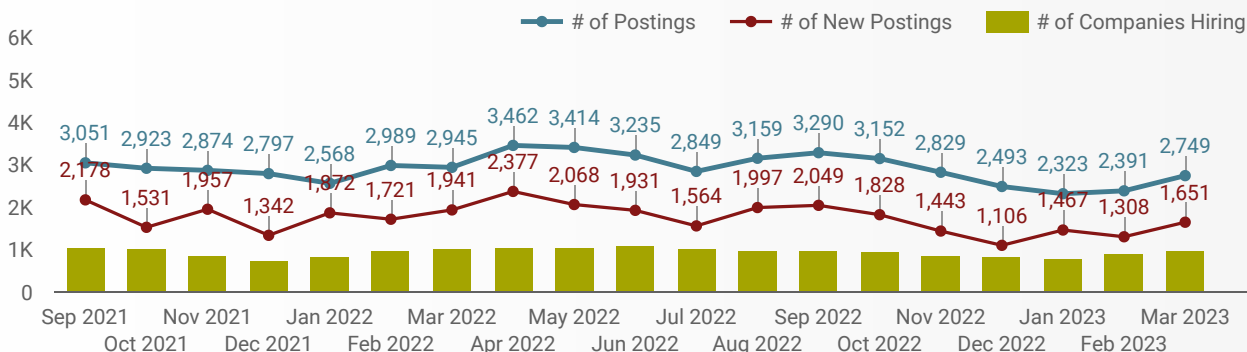


Ce service Emploi Ontario est financé en partie par le gouvernement du Canada et le gouvernement de l'Ontario.



JOB POSTINGS BY MONTH

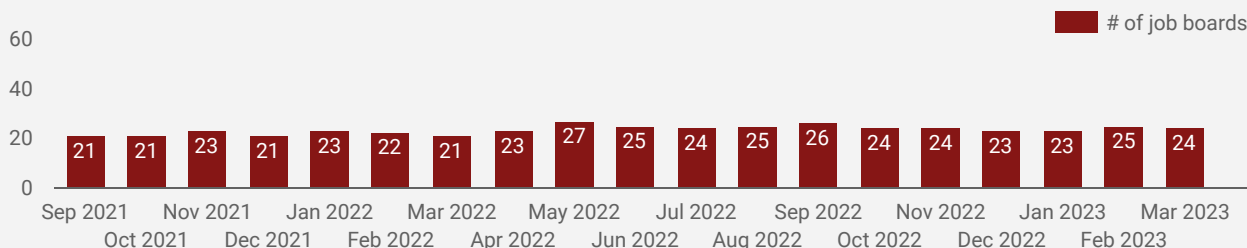
How many job postings were active for at least 1 day this month?



NOTE: This graph cannot be filtered using the controls on the cover page

NUMBER OF ACTIVE JOB BOARDS

How many job postings were active for at least 1 day this month on these job boards?



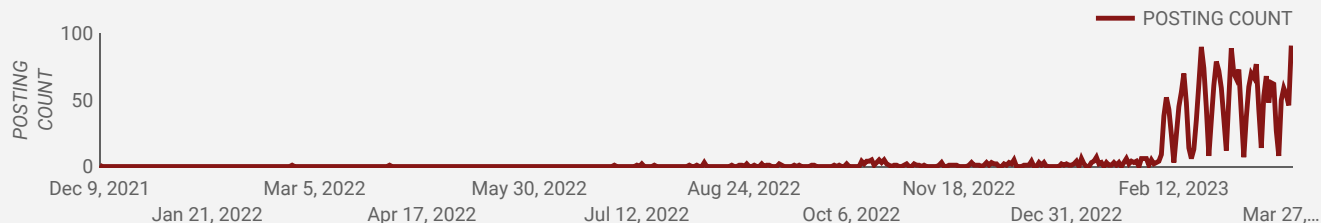
AVG & MEDIAN POSTING LENGTH BY DAYS

How long are employers having to recruit for to find candidates to fill their job vacancies?



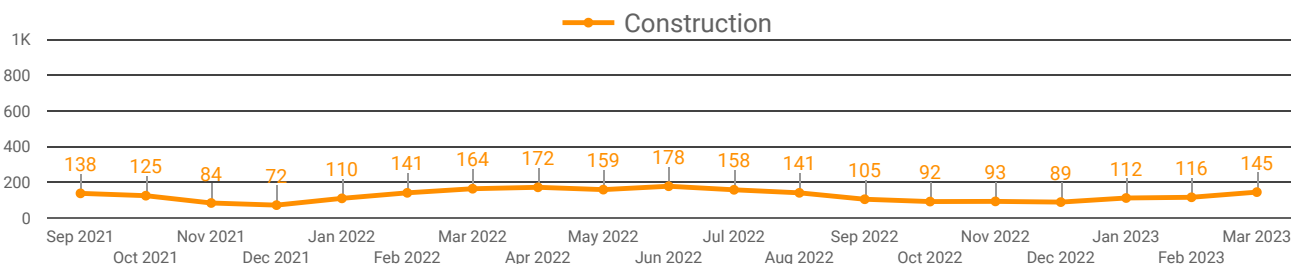
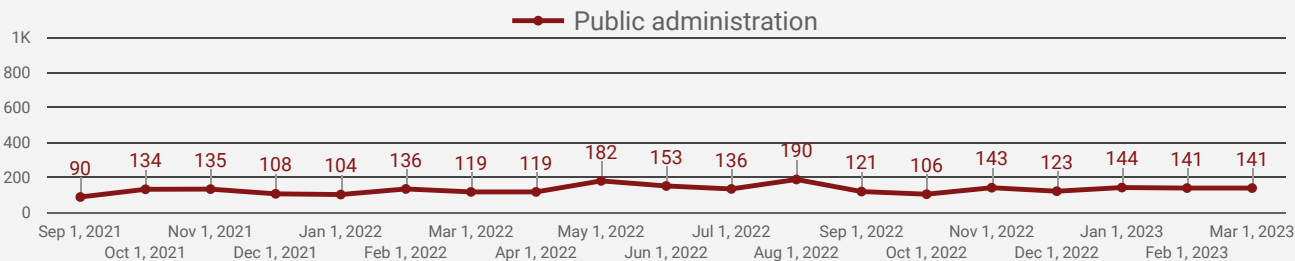
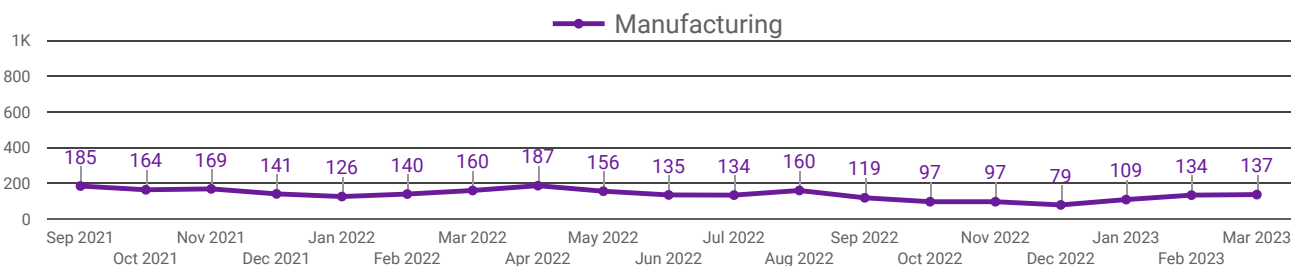
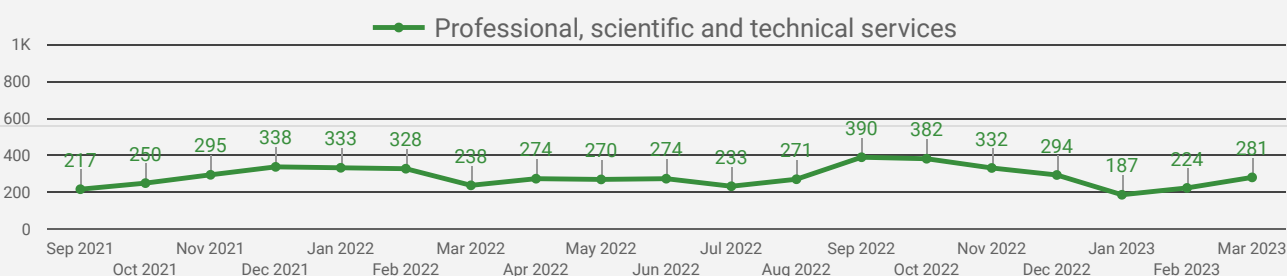
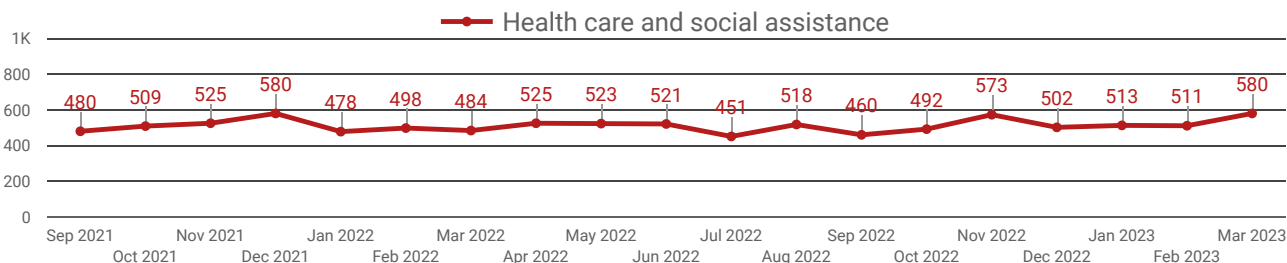
POST DATE TIMELINE FOR THIS MONTH'S ACTIVE JOB POSTINGS

How many job postings were active for at least 1 day this month?



DEMAND BY KEY SECTOR

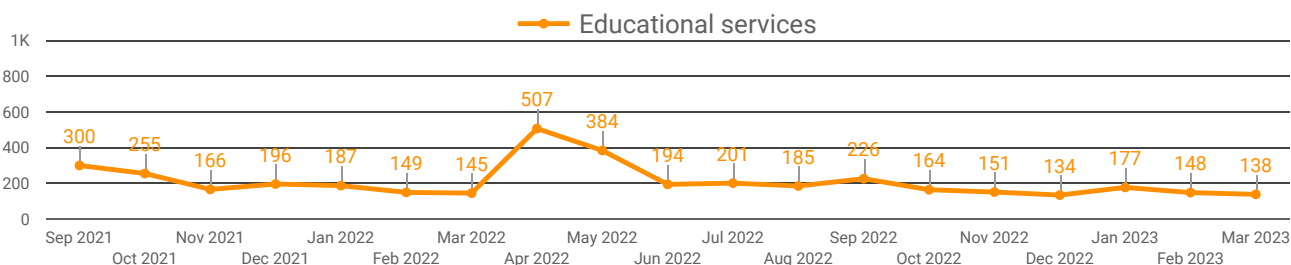
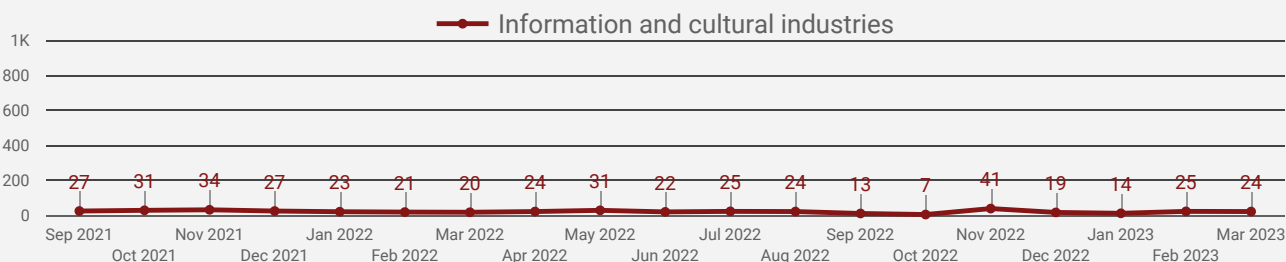
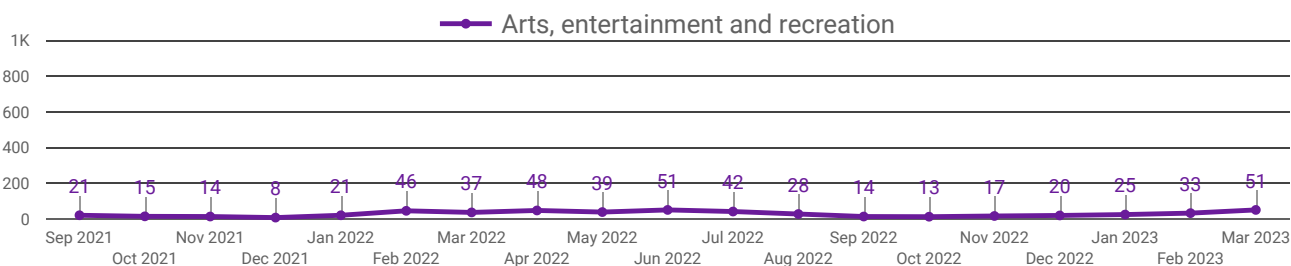
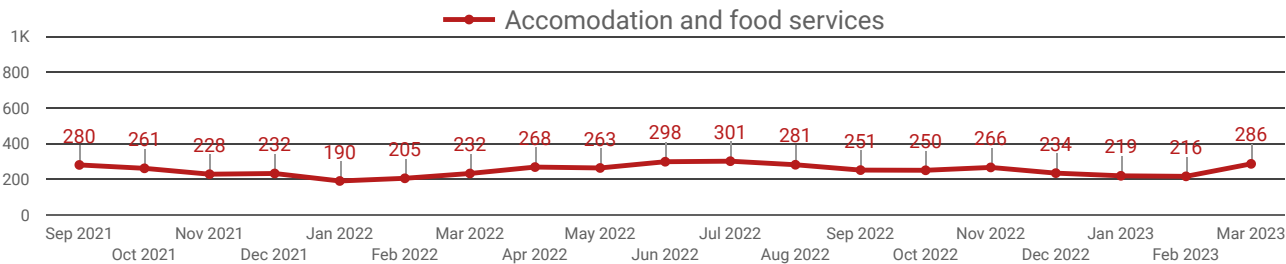
How many job postings were active for at least 1 day this month by sector?



NOTE: This graph cannot be filtered using the controls on the cover page

DEMAND BY IMPACTED SECTOR

How many job postings were active for at least 1 day this month by sector?



NOTE: This graph cannot be filtered using the controls on the cover page

JOB POSTINGS BY MUNICIPALITY

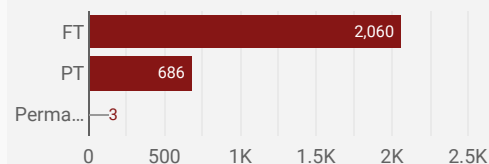
How many job postings were active for at least 1 day this month?

	MUNICIPALITY	POSTING COUNT	AVG POSTING LENGTH IN DAYS	MEDIAN POSTING LENGTH IN DAYS
1.	Pembroke	671	22.8	21
2.	Carleton Place	371	21.8	21
3.	Smiths Falls	314	23.3	21
4.	Perth	258	22.7	21
5.	Arnprior	244	30.6	21
6.	Renfrew	209	28.2	21
7.	Petawawa	172	21.1	21
8.	Laurentian Hills	158	20.7	21
9.	Mississippi Mills	111	22.2	21
10.	Deep River	87	22.2	21
11.	Whitewater Region	38	24.1	21

1 - 23 / 23

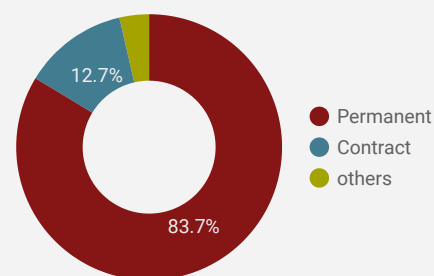
JOB TYPE

Full-time vs Part-time



JOB DURATION

Permanency of jobs posted



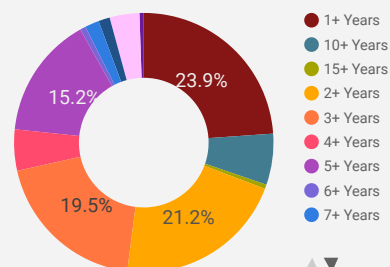
JOB POSTINGS BY COUNTY/CITY/TOWN

How many job postings were active for at least 1 day this month?

	UPPER TIER	POSTING COUNT	AVG POSTING LENGTH IN DAYS	MEDIAN POSTING LENGTH IN DAYS
1.	Renfrew County	945	25.0	21
2.	Lanark County	802	22.2	21
3.	Pembroke	671	22.8	21
4.	Smiths Falls	314	23.3	21

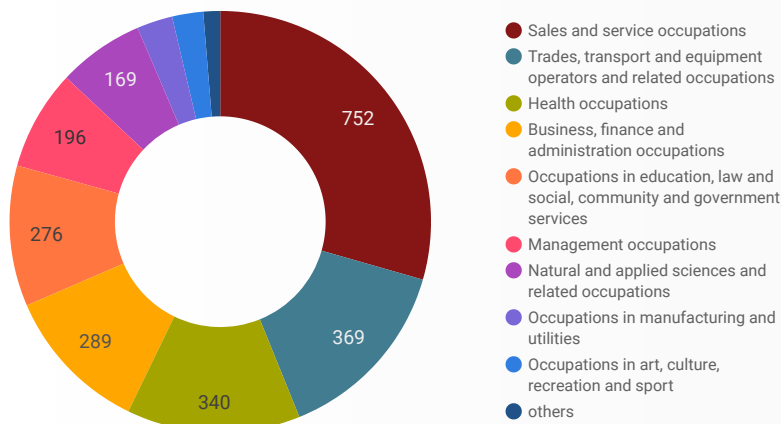
JOB EXPERIENCE

Job Postings by Experience Level Required



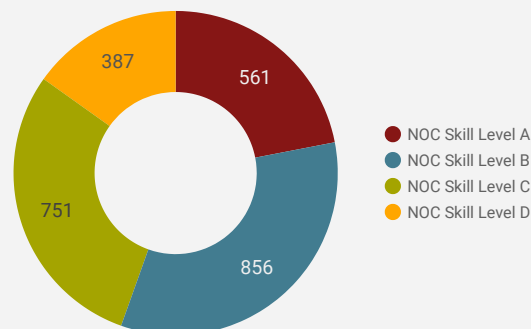
JOB POSTINGS BY JOB CATEGORY

What broad occupational category is being recruited?



JOB POSTINGS BY SKILL LEVEL

What education do occupations typically require?



Skill Level A = Usually University education | Skill Level B = Usually College education or Apprenticeship training | Skill Level C = Usually Secondary education or occupation-specific training | Skill Level D = Usually on-the-job training

TOP HIRING EMPLOYERS & AGENCIES

Who is hiring?











	COMPANY	MUNICIPALITY	POSTINGS COUNT	AVG POSTING LENGTH IN DAYS	MEDIAN POSTING LENGTH IN DAYS
1.	Pembroke Regional Hospital (PRH)	Pembroke	135	20.9	21
2.	Canadian Nuclear Laboratories (CNL)	Laurentian Hills	104	20.4	21
3.	Canadian Forces Morale & Welfare Services (CFMWS)	Petawawa	54	18.0	21
4.	Canadian Nuclear Laboratories (CNL)	Deep River	39	21.0	21
5.	Home Depot of Canada Inc.	Carleton Place	36	15.6	14
6.	Pillar5 Pharma Inc.	Arnprior	26	20.2	21
7.	Perth and Smiths Falls District Hospital, Smiths Falls	Smiths Falls	21	21.0	21
8.	Your Independent Grocer	Carleton Place	18	21.0	21
9.	Arnprior Regional Health	Arnprior	17	28.5	21
10.	Home Depot	Carleton Place	17	19.4	21
11.	Deep River and District Hospital (DRDH)	Deep River	15	21.0	21
12.	Staples, Pembroke	Pembroke	14	12.6	14
13.	Home Depot of Canada Inc.	Pembroke	14	14.1	14
14.	Renfrew County District School Board	Pembroke	13	7.3	7
15.	Rona, Carleton Place	Smiths Falls	13	15.8	14
16.	Home and Community Care Support Services Champlain	Renfrew	13	21.0	21
17.	Varsity Tutors	Pembroke	13	43.8	30
18.	401 Auto	Pembroke	11	20.5	21
19.	Thomas Cavanagh Construction Limited	Beckwith	10	21.0	21
20.	Corporation of the County of Renfrew	Pembroke	10	18.8	21
21.	Upper Canada District School Board	Carleton Place	10	6.5	7
22.	Revera Inc.	Carleton Place	9	20.4	20
23.	PTAG	Laurentian Hills	9	71.0	71
24.	Home Depot	Pembroke	9	18.3	21
25.	Eaton Industries (Canada) Company	Perth	9	21.0	21
26.	WSP Canada Inc.	Laurentian Hills	9	21.0	21
27.	Sienna Senior Living Inc.	Perth	8	18.8	21
28.	Metro Inc.	Arnprior	8	14.7	21
29.	Lanark County	Perth	8	17.9	17
30.	Symphony Senior Living	Carleton Place	8	21.0	21
31.	Access Healthcare Services Inc.	Pembroke	8	21.0	21

TOP HOURLY WAGES IN JOB POSTINGS

What are employers willing to pay to find the perfect candidate?












of Minimum Wage Job Postings

83

	JOB TITLE	COMPANY	LOCATION	HOURLY WAGE ▾
1.	Part-time Academic - Post-secondary Professor	Algonquin College	Pembroke	139 
2.	Part-time Professor - Regulatory Affairs (pembroke Campus)	Algonquin College	Pembroke	139 
3.	Home And Community Physiotherapist	ONIn-home Therapeutics	Carleton Place	90 
4.	Athletic Therapist	VC Athletic Therapy & Bracing	Petawawa	82 
5.	Soccer Training Activities Operator/owner For Toddlers And Young Children	Green Wave Sports	Petawawa	80 
6.	operations vice-president - financial, communications and other business services -Holiday Inn Express Pembroke	Holiday Inn Pembroke	Pembroke	67 
7.	Registered Practical Nurse & Registered Nurse	Precibol Healthcare Services Inc	Perth	60 
8.	Relief Pharmacist	RPI Consulting Group	Perth	60 
9.	Physiotherapist	Caring Support	Pembroke	60 
10.	Pharmacist	RPI Consulting Group	Perth	60 
				1 - 100 / 815 < >

TOP SALARIES IN JOB POSTINGS

What are employers willing to pay to find the perfect candidate?

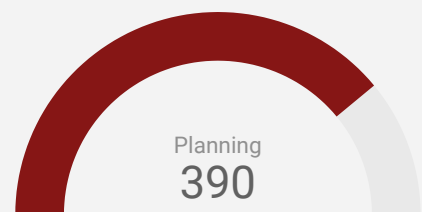
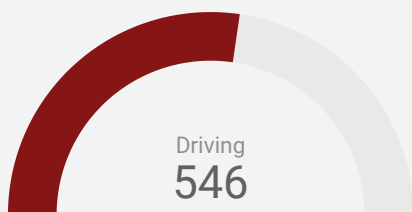
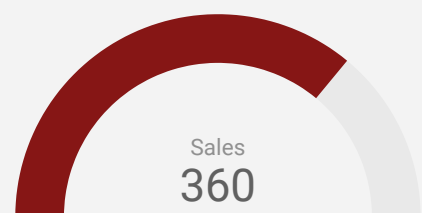
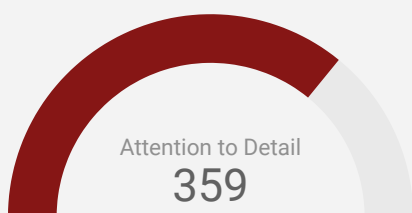
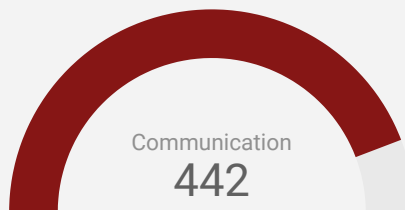
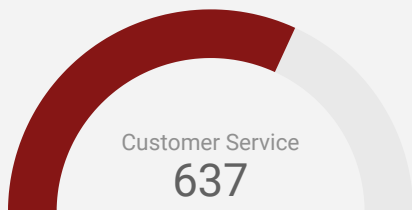
	JOB TITLE	COMPANY	LOCATION	ANNUAL SALARY ▾
1.	Pembroke Honda - General Manager	Jimmy Lapointe's Auto Group - JLAG	Pembroke	300,000 
2.	Full-time Associate Dentist	Dentistry @ Arnprior	Arnprior	250,000 
3.	Product Specialist	Pride Marine Group Ltd.	Pembroke	250,000 
4.	Automotive Sales Consultant	401 Auto	Pembroke	150,000 
5.	Real Estate Sales Representative	Royal LePage Real Estate	Perth	150,000 
6.	Fixed Operations Manager	Jimmy Lapointe's Auto Group - JLAG	Petawawa	150,000 
7.	General Manager	401 Auto	Pembroke	150,000 
8.	Business Manager	401 Auto	Renfrew	150,000 
9.	Az Truck Driver	Contrans Tank Group	Perth	150,000 
10.	Head/director Aseptic Production	Pillar5 Pharma Inc.	Arnprior	149,892 
11.	Duty Counsel - Criminal And Family (french Bilingual)	Legal Aid Ontario	Pembroke	142,422 
				1 - 100 / 953 < >

TOP IN-DEMAND SKILLS

How many times were these skills found in job postings?

ACTIVE JOB POSTINGS THIS MONTH

2,749



KEY JOB REQUIREMENTS

How often are these requirements desired in job postings?

ACTIVE JOB POSTINGS THIS MONTH

2,749



Driver's License
41



First Aid
144



Regular Access to a Vehicle
143



Criminal Record Check
211



Microsoft Office
154



Food Safety
45

JOB POSTINGS BY 4-DIGIT NATIONAL OCCUPATION CLASSIFICATION

What jobs are in-demand and/or hard to fill?

	4 DIGIT NOC	4 DIGIT NOC NAME	SKILL LEVEL	POSTING COUNT	AVG POSTING LENGTH IN DAYS	MEDIAN POSTING LENGTH IN DAYS
1.	6421	Retail salespersons	NOC Skill Level C	147	19.2	21
2.	6711	Food counter attendants, kitchen helpers and related support occupations	NOC Skill Level D	114	26.4	21
3.	4412	Home support workers, housekeepers and related occupations	NOC Skill Level C	82	24.2	21
4.	3012	Registered nurses and registered psychiatric nurses	NOC Skill Level A	73	23.5	21
5.	3233	Licensed practical nurses	NOC Skill Level B	66	22.5	21
6.	0621	Retail and wholesale trade managers	NOC Skill Level A	65	19.0	21
7.	6322	Cooks	NOC Skill Level B	61	33.2	21
8.	7511	Transport truck drivers	NOC Skill Level C	53	28.5	21
9.	6552	Other customer and information services representatives	NOC Skill Level C	52	23.2	21
10.	6311	Food service supervisors	NOC Skill Level B	41	61.9	21
11.	1241	Administrative assistants	NOC Skill Level B	38	28.3	21
12.	4212	Social and community service workers	NOC Skill Level B	37	18.5	21
13.	6731	Light duty cleaners	NOC Skill Level D	36	23.6	21
14.	7611	Construction trades helpers and labourers	NOC Skill Level D	36	21.1	21
15.	6622	Store shelf stockers, clerks and order fillers	NOC Skill Level D	35	16.7	21
16.	4032	Elementary school and kindergarten teachers	NOC Skill Level A	35	10.2	6
17.	0631	Restaurant and food service managers	NOC Skill Level A	32	27.6	21
18.	5254	Program leaders and instructors in recreation, sport and fitness	NOC Skill Level B	31	20.0	21
19.	7514	Delivery and courier service drivers	NOC Skill Level C	29	24.3	21
20.	4214	Early childhood educators and assistants	NOC Skill Level B	26	28.4	21
21.	6611	Cashiers	NOC Skill Level D	26	15.5	14
22.	6733	Janitors, caretakers and building superintendents	NOC Skill Level D	25	14.9	21
23.	1411	General office support workers	NOC Skill Level C	25	25.1	21
24.	7271	Carpenters	NOC Skill Level B	25	24.9	21
25.	7321	Automotive service technicians, truck and bus mechanics and mechanical repairers	NOC Skill Level B	24	26.1	21
26.	6732	Specialized cleaners	NOC Skill Level D	23	18.7	21
27.	3219	Other medical technologists and technicians (except dental health)	NOC Skill Level B	23	25.0	21
28.	1221	Administrative officers	NOC Skill Level B	23	25.9	21
29.	7452	Material handlers	NOC Skill Level C	23	22.0	21

JOB POSTINGS BY 3-DIGIT NATIONAL OCCUPATION CLASSIFICATION

What jobs are hard to fill and/or in-demand?

	3 DIGIT NOC	3 DIGIT NOC NAME	SKILL LEVEL	POSTING COUNT ▾	AVG POSTING LENGTH IN DAYS	MEDIAN POSTING LENGTH IN DAYS
1.	642	Retail salespersons	NOC Skill Level C	147	19.2	21
2.	671	Food counter attendants, kitchen helpers and related support occupations	NOC Skill Level D	114	26.4	21
3.	441	Home care providers and educational support occupations	NOC Skill Level C	102	21.8	21
4.	751	Motor vehicle and transit drivers	NOC Skill Level C	90	29.8	21
5.	421	Paraprofessional occupations in legal, social, community and education services	NOC Skill Level B	84	27.0	21
6.	673	Cleaners	NOC Skill Level D	84	19.2	21
7.	323	Other technical occupations in health care	NOC Skill Level B	80	22.0	21
8.	301	Professional occupations in nursing	NOC Skill Level A	77	23.4	21
9.	632	Chefs and cooks	NOC Skill Level B	68	34.5	21
10.	062	Retail and wholesale trade managers	NOC Skill Level A	65	19.0	21
11.	321	Medical technologists and technicians (except dental health)	NOC Skill Level B	58	22.7	21
12.	124	Office administrative assistants - general, legal and medical	NOC Skill Level B	57	25.3	21
13.	141	General office workers	NOC Skill Level C	53	24.5	21
14.	655	Customer and information services representatives	NOC Skill Level C	53	23.0	21
15.	631	Service supervisors	NOC Skill Level B	48	52.7	21
16.	403	Secondary and elementary school teachers and educational counsellors	NOC Skill Level A	48	11.7	6
17.	341	Assisting occupations in support of health services	NOC Skill Level C	47	20.8	21
18.	662	Other sales support and related occupations	NOC Skill Level D	46	17.5	21
19.	761	Trades helpers and labourers	NOC Skill Level D	45	21.3	21
20.	223	Technical occupations in civil, mechanical and industrial engineering	NOC Skill Level B	44	23.6	21
21.	122	Administrative and regulatory occupations	NOC Skill Level B	40	37.6	21
22.	525	Athletes, coaches, referees and related occupations	NOC Skill Level B	36	19.6	21
23.	063	Managers in food service and accommodation	NOC Skill Level A	35	27.2	21
24.	152	Supply chain logistics, tracking and scheduling co-ordination occupations	NOC Skill Level C	35	18.4	21
25.	732	Automotive service technicians	NOC Skill Level B	33	26.4	21
26.	731	Machinery and transportation equipment mechanics (except motor vehicles)	NOC Skill Level B	32	31.2	21
27.	111	Auditors, accountants and investment professionals	NOC Skill Level A	31	25.7	21
28.	651	Occupations in food and beverage service	NOC Skill Level C	31	19.6	21
					1 - 50 / 125	< >

2 DIGIT NOC		2 DIGIT NOC NAME	SKILL LEVEL	POSTING COUNT	AVG POSTING LENGTH IN DAYS	MEDIAN POSTING LENGTH IN DAYS
1.	67	Service support and other service occupations, n.e.c.	NOC Skill Level D	211	23.8	21
2.	64	Sales representatives and salespersons - wholesale and retail trade	NOC Skill Level C	152	19.3	21
3.	32	Technical occupations in health	NOC Skill Level B	146	22.2	21
4.	63	Service supervisors and specialized service occupations	NOC Skill Level B	144	39.1	21
5.	65	Service representatives and other customer and personal services occupations	NOC Skill Level C	120	21.3	21
6.	75	Transport and heavy equipment operation and related maintenance occupations	NOC Skill Level C	119	27.4	21
7.	06	Middle management occupations in retail and wholesale trade and customer services	NOC Skill Level A	108	20.9	21
8.	44	Care providers and educational, legal and public protection support occupations	NOC Skill Level C	105	21.7	21
9.	12	Administrative and financial supervisors and administrative occupations	NOC Skill Level B	105	29.9	21
10.	22	Technical occupations related to natural and applied sciences	NOC Skill Level B	94	23.5	21
11.	42	Paraprofessional occupations in legal, social, community and education services	NOC Skill Level B	84	27.0	21
12.	72	Industrial, electrical and construction trades	NOC Skill Level B	83	23.0	21
13.	14	Office support occupations	NOC Skill Level C	79	22.5	21
14.	30	Professional occupations in nursing	NOC Skill Level A	77	23.4	21
15.	21	Professional occupations in natural and applied sciences	NOC Skill Level A	75	26.5	21
16.	66	Sales support occupations	NOC Skill Level D	72	16.8	21
17.	73	Maintenance and equipment operation trades	NOC Skill Level B	72	27.1	21
18.	31	Professional occupations in health (except nursing)	NOC Skill Level A	70	21.1	21
19.	52	Technical occupations in art, culture, recreation and sport	NOC Skill Level B	55	22.5	21
20.	40	Professional occupations in education services	NOC Skill Level A	54	11.8	6
21.	76	Trades helpers, construction labourers and related occupations	NOC Skill Level D	54	22.4	21
22.	62	Retail sales supervisors and specialized sales occupations	NOC Skill Level B	53	20.7	21
23.	11	Professional occupations in business and finance	NOC Skill Level A	51	23.8	21
24.	34	Assisting occupations in support of health services	NOC Skill Level C	47	20.8	21
25.	15	Distribution, tracking and scheduling co-ordination occupations	NOC Skill Level C	45	18.7	21
26.	74	Other installers, repairers and servicers and material handlers	NOC Skill Level C	41	23.5	21
27.	41	Professional occupations in law and social, community and government services	NOC Skill Level A	32	37.5	21
					1 - 49 / 49	< >

MULTILINGUAL JOB POSTINGS BY THE NUMBERS

ACTIVE POSTINGS	NEW POSTINGS	COMPANIES	LANGUAGES
393	0	237	6

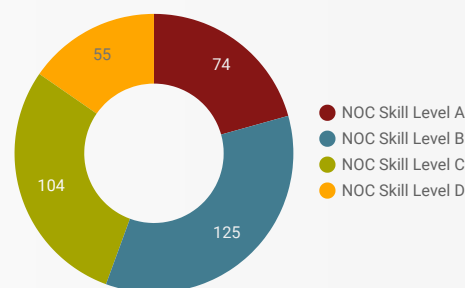
OF DAYS POSTED

AVERAGE	MEDIAN
21.3	21

MULTILINGUAL JOB POSTINGS BY SKILL LEVEL

What language skills are employers looking for by occupational skill level?

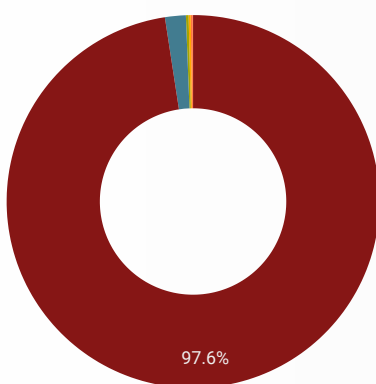
74	Skill Level A - Management/ Professional Occupations usually requiring University
125	Skill Level B - Usually college education or apprenticeship training
104	Skill Level C - Usually secondary education or occupation-specific training
55	Skill Level D - Usually on-the-job training



LANGUAGES	NOC Skill Level A	NOC Skill Level B	NOC Skill Level C	NOC Skill Level D
Bilingual Lang...	74	124	99	52
Cantonese La...		1	4	
https://www....				1
Italian Langu...			1	
https://www....				1
https://www.a...				1

LANGUAGE SKILLS BREAKDOWN

Which kinds of language skills do employers seek?

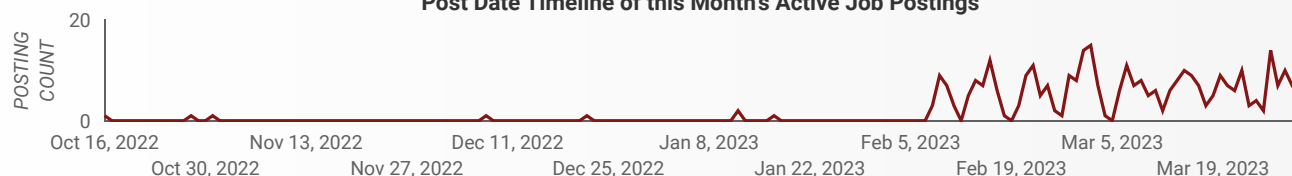


- Bilingual Language Jobs
- Cantonese Language Jobs
- https://www.adzuna.ca/details/3958083786
- https://www.glassdoor.ca/job-listing?jl=1008539455472
- Italian Language Jobs
- https://www.getontrac.ca/job-seekers/renfrew/entry/8240/

LANGUAGES	POSTING COUNT
1. Bilingual Language Jobs	384
2. Cantonese Language Jobs	5
3. Italian Language Jobs	1
4. https://www.adzuna.ca/det...	1
5. https://www.glassdoor.ca/j...	1

1 - 6 / 6 < >

Post Date Timeline of this Month's Active Job Postings



LANGUAGE SKILLS BEING RECRUITED BY JOB CATEGORY

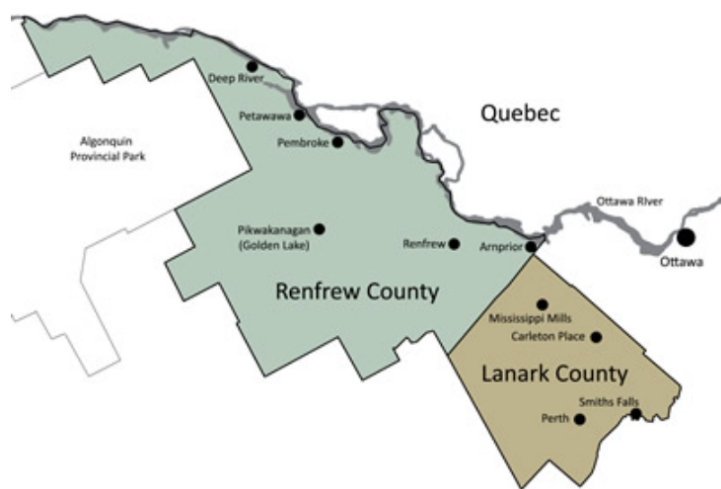
What language skills are sought by 1-Digit NOC?

BROAD OCCUPATIONAL CATEGORY	Bilingual ...	Cantonese...	https://w...	Italian La...	https://w...	https://w...	Grand total
Business, finance and administration occup...	47						47
Health occupations	51						51
Management occupations	18						18
Natural and applied sciences and related o...	9						9
Natural resources, agriculture and related p...	2						2
Occupations in art, culture, recreation and s...	16						16
Occupations in education, law and social, c...	57						57
Occupations in manufacturing and utilities	7						7
Other labourers in processing, manufacturi...			1		1	1	3
Sales and service occupations	100	5		1			106
Grand total	349	5	1	1	1	1	358

MULTILINGUAL JOB POSTINGS BY MUNICIPALITY

What language skills are sought by 4-Digit NOC?

MUNICIPALITY	JOB LANGUAGES	AVG POSTING LENGTH IN DAYS	MEDIAN POSTING LENGTH IN DAYS
1. Pembroke	71	19.7	21
2. Carleton Place	63	23.2	21
3. Perth	57	19.3	21
4. Smiths Falls	44	18.9	21
5. Mississippi Mills	36	20.1	21
6. Petawawa	35	31.5	21
7. Arnprior	34	18.6	21
8. Renfrew	24	21.8	21
9. Beckwith	6	21.0	21
10. Whitewater Region	5	12.8	13.5
11. Deep River	4	17.3	21
12. Lanark Highlands	4	21.0	21
13. Greater	2	17.0	17



UPPER TIER	JOB LANGUAGES	AVG POSTING LENGTH IN DAYS	MEDIAN POSTING LENGTH IN DAYS
1. Lanark County	166	21.2	21
2. Renfrew County	109	23.6	21
3. Pembroke	71	19.7	21
4. Smiths Falls	44	18.9	21

LANGUAGE DEMAND BY JOB

What language skills are sought by 4-Digit NOC?

4 DIGIT NOC NAME	POSTINGS
1. Food counter attendants, kitchen helpers an...	24
2. Social and community service workers	16
3. Retail salespersons	15
4. Other customer and information services rep...	14
5. Cooks	12
6. Program leaders and instructors in recreatio...	11
7. Early childhood educators and assistants	10
8. Home support workers, housekeepers and re...	10
9. Light duty cleaners	9
10. Elementary school and kindergarten teachers	9
11. Registered nurses and registered psychiatric ...	8
12. Administrative assistants	8
13. Physiotherapists	7
14. Delivery and courier service drivers	6
15. Carpenters	6
16. Nurse aides, orderlies and patient service as...	5
17. Receptionists	5
18. Other assisting occupations in support of he...	5
19. Licensed practical nurses	5
20. Food and beverage servers	4
21. Senior managers - health, education, social a...	4
22. Animal health technologists and veterinary te...	4
23. Construction trades helpers and labourers	4
24. Medical administrative assistants	4
25. Automotive service technicians, truck and bu...	4
26. Heavy equipment operators (except crane)	3
27. Janitors, caretakers and building superintend...	3
28. Hairstylists and barbers	3
29. Other labourers in processing, manufacturing...	3
30. Social workers	3
31. Film and video camera operators	3
32. Other financial officers	3

1 - 100 / 121 < >

MULTILINGUAL HIRING EMPLOYERS

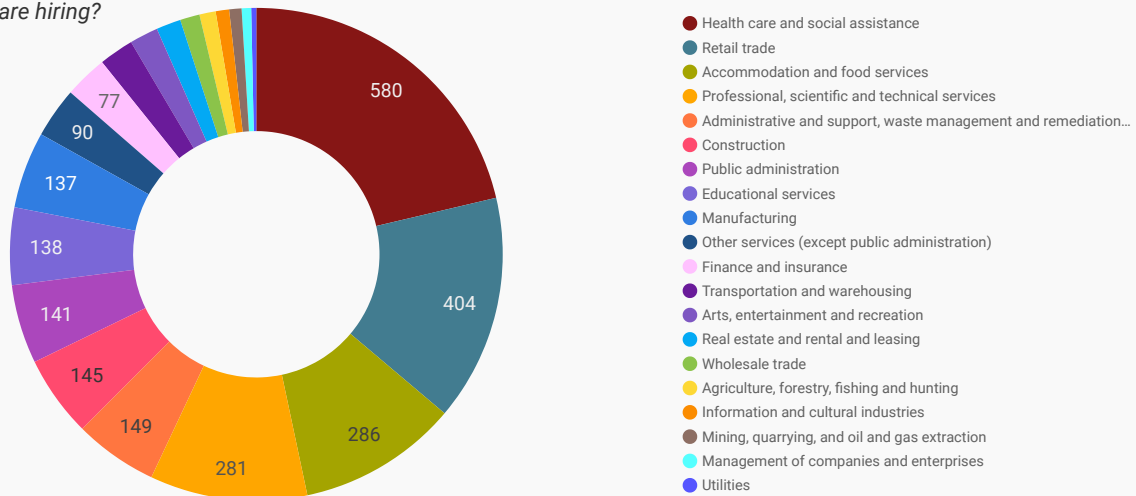
Which employers are seeking multilingual candidates?

COMPANY	POSTINGS
1. Home and Community Care Support Services Champlain	11
2. Canadian Forces Morale & Welfare Services (CFMWS)	11
3. Access Healthcare Services Inc.	8
4. Lanark County	8
5. Renfrew Victoria Hospital (RVH)	7
6. Renfrew County District School Board	6
7. Family & Children's Services of Lanark, Leeds & Grenville	6
8. ConnectWell Community Health	6
9. Petawawa Military Family Resource Centre, Petawawa	5
10. Conseil des Écoles catholiques du Centre-Est / CECCE	5
11. Throttle Powersports (Almonte)	4
12. Home and Community Care Support Services (South East)	4
13. The Fieldhouse	4
14. Glenview Iron & Metal Ltd.	4
15. Green Clean Plus	4
16. Crane Health care	3
17. Next Door Photos	3
18. Bernadette McCann House	3
19. CECCE	3
20. Back on Track Physiotherapy	3
21. Family and Children's Services of County of Renfrew	3
22. Town of Arnprior	3
23. La Compagnie Commonwealth Plywood	3
24. McArthur Island Inc	3
25. Town of Smiths Falls	3
26. Groves Park Lodge Long Term Care Facility	3
27. Arnprior Regional Health	3
28. Revera - Stoneridge Manor	3

1 - 50 / 237 < >

TOP HIRING SECTORS BY 2-DIGIT NAICS CODE

What sectors are hiring?



	2-DIGIT NAICS LABEL	NAICS CODE	POSTING COUNT	AVG POSTING LENGTH IN DAYS	MEDIAN POSTING LENGTH IN DAYS
1.	Health care and social assistance	62	580	23.4	21
2.	Retail trade	44-45	404	19.6	21
3.	Accommodation and food services	72	286	30.0	21
4.	Professional, scientific and technical services	54	281	24.1	21
5.	Administrative and support, waste management and remediation services	56	149	20.8	21
6.	Construction	23	145	26.1	21
7.	Public administration	91	141	27.5	21
8.	Educational services	61	138	16.8	8
9.	Manufacturing	31-33	137	25.4	21
10.	Other services (except public administration)	81	90	27.2	21
11.	Finance and insurance	52	77	19.9	21
12.	Transportation and warehousing	48-49	62	25.3	21
13.	Arts, entertainment and recreation	71	51	20.1	21
14.	Real estate and rental and leasing	53	44	20.1	21
15.	Wholesale trade	41	35	25.1	21
16.	Agriculture, forestry, fishing and hunting	11	29	25.0	21
17.	Information and cultural industries	51	24	17.0	18
18.	Mining, quarrying, and oil and gas extraction	21	22	21.0	21
19.	Management of companies and enterprises	55	17	23.8	21
20.	Utilities	22	9	18.6	21

NOTE: NAICS code 56 includes Employment Agencies. Manufacturing includes codes 31-33, Retail Trade includes codes 44-45 and Transportation and Warehousing includes codes 48-49.

TOP HIRING SECTORS BY 3-DIGIT NAICS CODE

What sectors are hiring?

	3-DIGIT NAICS LABEL	NAICS CODE	POSTING COUNT ▾	AVG POSTING LENGTH IN DAYS	MEDIAN POSTING LENGTH IN DAYS
1.	Professional, scientific and technical services	541	281	24.1	21
2.	Food services and drinking places	722	235	30.8	21
3.	Hospitals	622	209	21.5	21
4.	Ambulatory health care services	621	159	24.3	21
5.	Educational services	611	138	16.8	8
6.	Nursing and residential care facilities	623	134	24.3	21
7.	Administrative and support services	561	127	20.3	21
8.	Building material and garden equipment and supplies dealers	444	114	17.1	15
9.	Social assistance	624	78	24.9	21
10.	Federal government public administration	911	76	27.6	21
11.	Specialty trade contractors	238	74	28.0	21
12.	Food and beverage stores	445	65	21.9	21
13.	Motor vehicle and parts dealers	441	58	21.8	21
14.	Local, municipal and regional public administration	913	56	20.8	21
15.	Construction of buildings	236	54	25.6	21
16.	Accommodation services	721	51	26.5	21
17.	General merchandise stores	452	49	16.9	21
18.	Religious, grant-making, civic, and professional and similar organizations	813	41	18.4	21
19.	Health and personal care stores	446	39	19.9	15
20.	Miscellaneous store retailers	453	37	20.3	21
21.	Credit intermediation and related activities	522	33	18.9	21
22.	Chemical manufacturing	325	33	24.5	21
23.	Amusement, gambling and recreation industries	713	30	21.5	21
24.	Real estate	531	30	22.2	21
25.	Personal and laundry services	812	27	37.1	21
26.	Truck transportation	484	24	20.7	21
27.	Repair and maintenance	811	22	28.9	21
28.	Waste management and remediation services	562	22	24.2	21
29.	Monetary authorities - central bank	521	21	21.0	21
30.	Heritage institutions	712	19	18.2	21
31.	Insurance carriers and related activities	524	18	20.9	21
					1 - 50 / 87 < >

TOP HIRING SECTORS BY 4-DIGIT NAICS CODE

What sectors are hiring?

	4-DIGIT NAICS LABEL	NAICS CODE	POSTING COUNT ▾	AVG POSTING LENGTH IN DAYS	MEDIAN POSTING LENGTH IN DAYS
1.	Full-service restaurants and limited-service eating places	7225	228	31.1	21
2.	General medical and surgical hospitals	6221	209	21.5	21
3.	Architectural, engineering and related services	5413	181	21.5	21
4.	Building material and supplies dealers	4441	107	16.9	15
5.	Elementary and secondary schools	6111	101	12.3	7
6.	Community care facilities for the elderly	6233	82	22.7	21
7.	Home health care services	6216	69	27.6	21
8.	Employment services	5613	60	19.9	21
9.	Other federal government public administration	9119	60	17.6	21
10.	Grocery stores	4451	59	21.5	21
11.	Individual and family services	6241	59	20.5	21
12.	Other local, municipal and regional public administration	9139	56	20.8	21
13.	Traveller accommodation	7211	47	28.0	21
14.	Other residential care facilities	6239	46	28.3	21
15.	Services to buildings and dwellings	5617	46	21.6	21
16.	Health and personal care stores	4461	39	19.9	15
17.	Management, scientific and technical consulting services	5416	37	24.4	21
18.	Residential building construction	2361	36	28.2	21
19.	Automobile dealers	4411	32	23.4	21
20.	Department stores	4521	31	18.5	21
21.	Out-patient care centres	6214	30	21.9	21
22.	Other amusement and recreation industries	7139	30	21.5	21
23.	Offices of other health practitioners	6213	30	23.5	21
24.	Pharmaceutical and medicine manufacturing	3254	28	20.2	21
25.	Foundation, structure, and building exterior contractors	2381	27	16.4	21
26.	Advertising, public relations, and related services	5418	25	22.0	21
27.	Other specialty trade contractors	2389	24	35.5	21
28.	Monetary authorities - central bank	5211	21	21.0	21
29.	Other schools and instruction	6116	20	35.7	21
30.	Automotive repair and maintenance	8111	20	25.4	21
31.	Heritage institutions	7121	19	18.2	21
					1 - 50 / 184 < >

TOP HIRING SECTORS BY 5-DIGIT NAICS CODE

What sectors are hiring?

	5-DIGIT NAICS LABEL	NAICS CODE	POSTING COUNT	AVG POSTING LENGTH IN DAYS	MEDIAN POSTING LENGTH IN DAYS
1.	Full-service restaurants and limited-service eating places	72251	228	31.1	21
2.	General medical and surgical hospitals	62211	209	21.5	21
3.	Testing laboratories	54138	149	20.6	21
4.	Hardware stores	44413	104	16.8	15
5.	Elementary and secondary schools	61111	101	12.3	7
6.	Community care facilities for the elderly	62331	82	22.7	21
7.	Home health care services	62161	69	27.6	21
8.	Other federal government public administration	91191	60	17.6	21
9.	Other local, municipal and regional public administration	91391	56	20.8	21
10.	Supermarkets and other grocery (except convenience) stores	44511	54	18.8	21
11.	Employment placement agencies and executive search services	56131	54	20.0	21
12.	Other residential care facilities	62399	46	28.3	21
13.	Hotels (except casino hotels) and motels	72111	44	28.5	21
14.	Residential building construction	23611	36	28.2	21
15.	Pharmacies and drug stores	44611	33	19.9	14.5
16.	Department stores	45211	31	18.5	21
17.	New car dealers	44111	30	23.7	21
18.	Management consulting services	54161	30	25.1	21
19.	Pharmaceutical and medicine manufacturing	32541	28	20.2	21
20.	Child and youth services	62411	28	18.9	21
21.	Engineering services	54133	27	21.0	21
22.	Other out-patient care centres	62149	25	22.1	21
23.	Monetary authorities - central bank	52111	21	21.0	21
24.	Landscaping services	56173	21	19.8	21
25.	Janitorial services	56172	20	19.5	21
26.	Services for the elderly and persons with disabilities	62412	20	23.7	21
27.	Fitness and recreational sports centres	71394	19	21.8	21
28.	All other general merchandise stores	45299	18	13.6	15
29.	Commercial and institutional building construction	23622	17	20.9	21
30.	Offices of physical, occupational, and speech therapists and audiologists	62134	17	23.5	21
31.	Management of companies and enterprises	55111	17	23.8	21

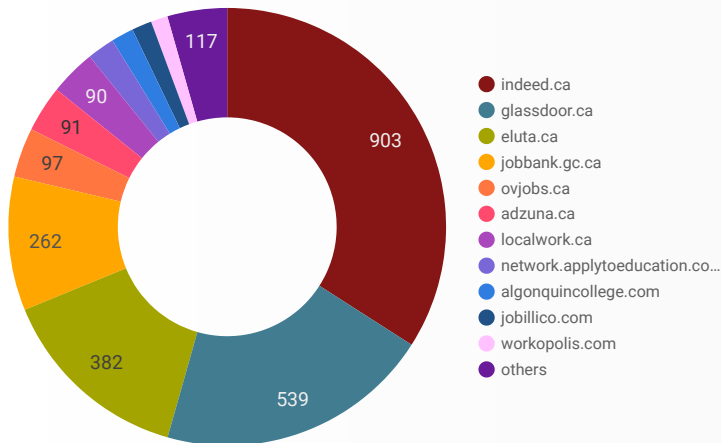
TOP HIRING SECTORS BY 6-DIGIT NAICS CODE

What sectors are hiring?

	NAICS Label	NAICS CODE	POSTING COUNT ▾	AVG POSTING LENGTH IN DAYS	MEDIAN POSTING LENGTH IN DAYS
1.	General (except paediatric) hospitals	622111	208	21.5	21
2.	Testing laboratories	541380	149	20.6	21
3.	Limited-service eating places	722512	148	31.1	21
4.	Hardware stores	444130	104	16.8	15
5.	Elementary and secondary schools	611110	101	12.3	7
6.	Community care facilities for the elderly	623310	82	22.7	21
7.	Full-service restaurants	722511	80	31.1	21
8.	Home health care services	621610	69	27.6	21
9.	Other federal government public administration	911910	60	17.6	21
10.	Other local, municipal and regional public administration	913910	56	20.8	21
11.	Employment placement agencies and executive search services	561310	54	20.0	21
12.	Supermarkets and other grocery (except convenience) stores	445110	54	18.8	21
13.	All other residential care facilities	623999	46	28.3	21
14.	Residential building construction	236110	36	28.2	21
15.	Pharmacies and drug stores	446110	33	19.9	14.5
16.	Hotels	721111	31	24.2	21
17.	Department stores	452110	31	18.5	21
18.	New car dealers	441110	30	23.7	21
19.	Administrative management and general management consulting services	541611	28	25.7	21
20.	Pharmaceutical and medicine manufacturing	325410	28	20.2	21
21.	Child and youth services	624110	28	18.9	21
22.	Engineering services	541330	27	21.0	21
23.	Community health centres	621494	23	19.5	21
24.	Landscaping services	561730	21	19.8	21
25.	Monetary authorities - central bank	521110	21	21.0	21
26.	Services for the elderly and persons with disabilities	624120	20	23.7	21
27.	Fitness and recreational sports centres	713940	19	21.8	21
28.	Janitorial services (except window cleaning)	561722	19	19.4	21
29.	Offices of physical, occupational, and speech therapists and audiologists	621340	17	23.5	21
30.	Commercial and institutional building construction	236220	17	20.9	21
31.	Civic and social organizations	812410	17	18.8	16.5

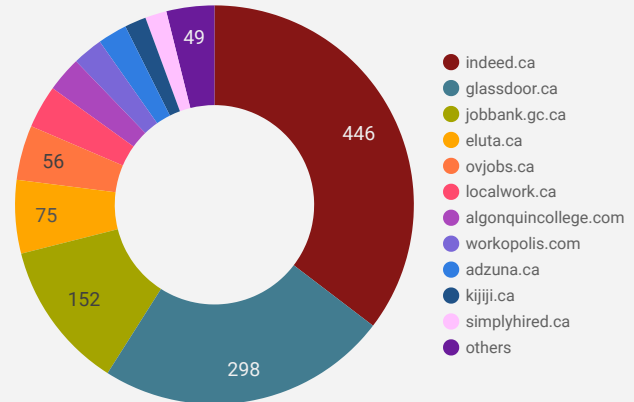
JOB POSTINGS BY JOB BOARD

What share of unique job postings appear on each job board?



COMPANIES BY JOB BOARD

What share of unique job postings appear on each job board?



JOB POSTING DETAILS BY JOB BOARD

How does job posting activity differ by job board?

	JOB BOARD	POSTING COUNT ▾	AVG POSTING LENGTH IN DAYS	MEDIAN POSTING LENGTH IN DAYS	# OF COMPANIES
1.	indeed.ca	903	20.0	21	446
2.	glassdoor.ca	539	20.8	21	298
3.	eluta.ca	382	21.0	21	75
4.	jobbank.gc.ca	262	34.4	15	152
5.	ovjobs.ca	97	36.7	35	56
6.	adzuna.ca	91	14.0	14	30
7.	localwork.ca	90	30.4	23	44
8.	network.applytoeducation.com	54	6.9	6	4
9.	algonquincollege.com	44	46.6	29	36
10.	jobillico.com	39	12.5	11	10
11.	workopolis.com	33			31
12.	simplyhired.ca	28	20.7	21	22
13.	kijiji.ca	23	15.0	15	22
14.	canadacareer.ca	18	39.6	33	10
15.	careerbuilder.ca	12	49.0	49	2
16.	gojobs.gov.on.ca	9	41.0	21	3
17.	careerowl.ca	7			3
18.	rncareers.ca	6	29.3	14	5