

JOB DEMAND REPORT

AUGUST 2022

HIGHLIGHTS

JOB POSTINGS BY THE NUMBERS

POSTING COUNT	NEW THIS MONTH	COMPANIES	JOB BOARDS
3,159	1,997	1,003	25

OF DAYS POSTED

AVERAGE	MEDIAN
19.7	21

REPORT BUILDER

The default filter selection below will show all job demand data for the month. You can use the filters to create a customized report for the purpose of understanding a subset of the data.

OCCUPATION FILTERS

SKILL TYPE NAME / 1-DIGIT NOC ▾

MAJOR GROUP / 2-DIGIT NOC ▾

MINOR GROUP / 3-DIGIT NOC ▾

UNIT GROUP / 4-DIGIT NOC ▾

SKILL LEVEL ▾

JOB TYPE ▾

JOB DURATION ▾

ADDITIONAL LANGUAGE ▾

SPECIFIC JOB TAGS ▾

OTHER FILTERS

MUNICIPALITY ▾

COUNTY ▾

JOB BOARD ▾

NOC = National Occupation Classification | NAICS = North American Industry Classification System

Page 1 of 13

Source:

Job posting data is collected by the Labour Market Group of Renfrew & Lanark from job boards and employer websites that recruit candidates in the County of Renfrew, Lanark County, the Town of Smith Falls, and the City of Pembroke.

Canada

EMPLOYMENT
ONTARIO

EMPLOI
ONTARIO

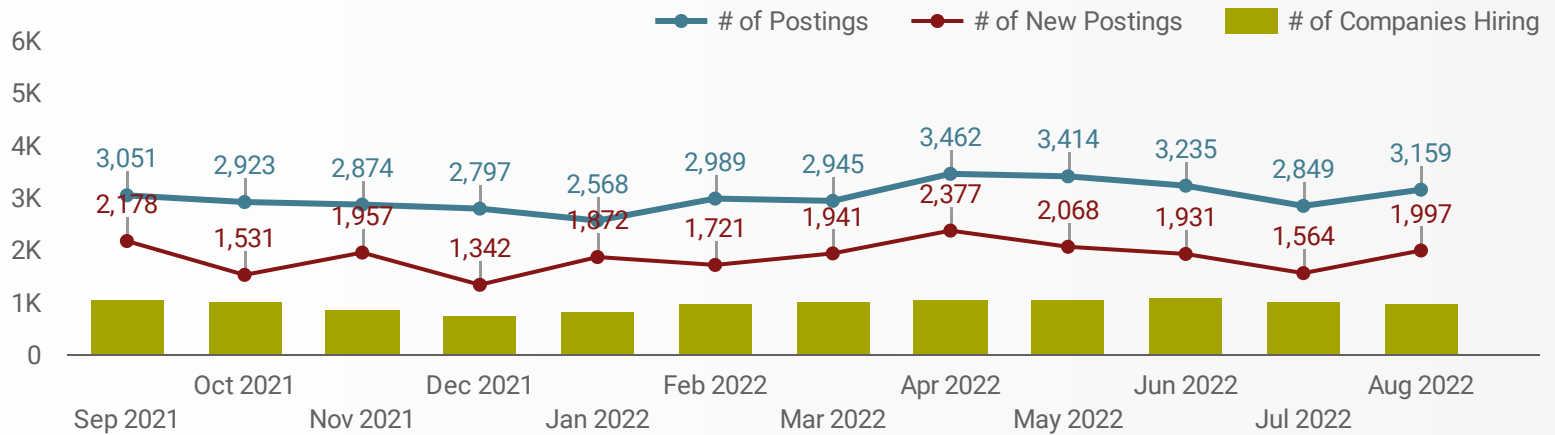
Ontario

This Employment Ontario service is funded in part by the Government of Canada and the Government of Ontario.

Ce service Emploi Ontario est financé en partie par le gouvernement du Canada et le gouvernement de l'Ontario.

JOB POSTINGS BY MONTH

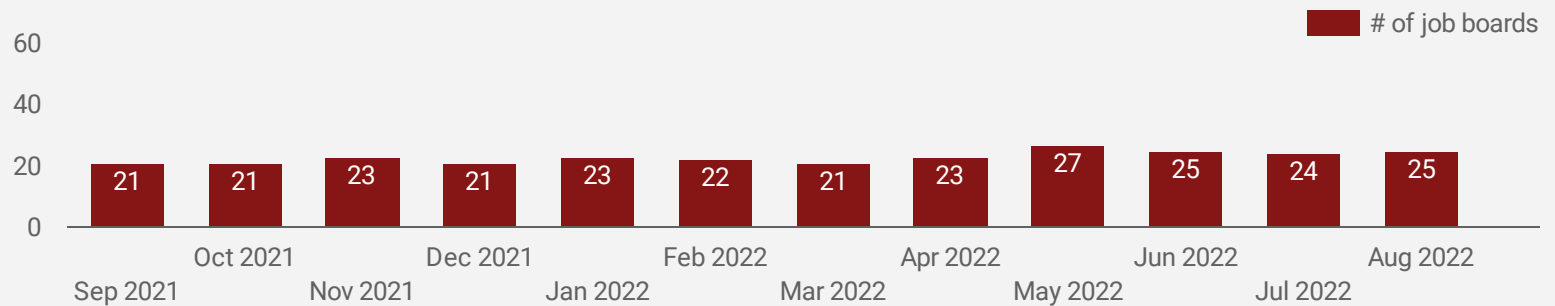
How many job postings were active for at least 1 day this month?



NOTE: This graph cannot be filtered using the controls on the cover page

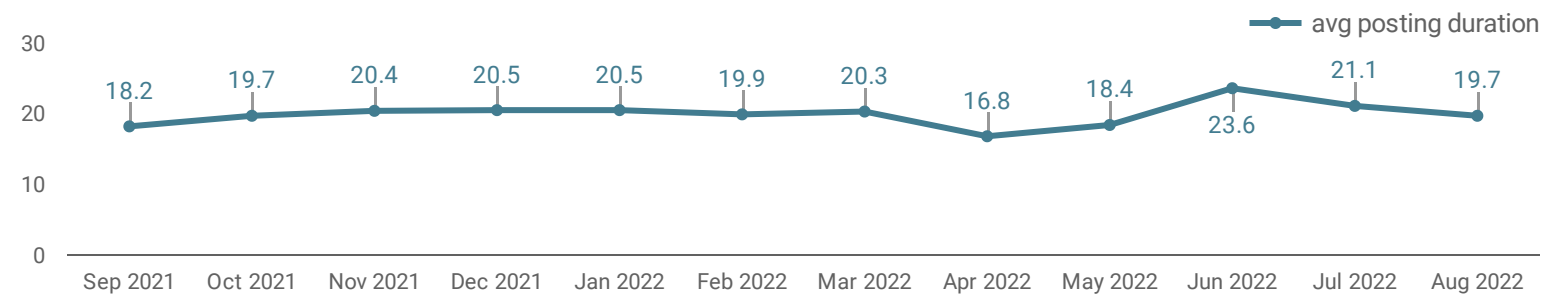
NUMBER OF ACTIVE JOB BOARDS

How many job postings were active for at least 1 day this month on these job boards?



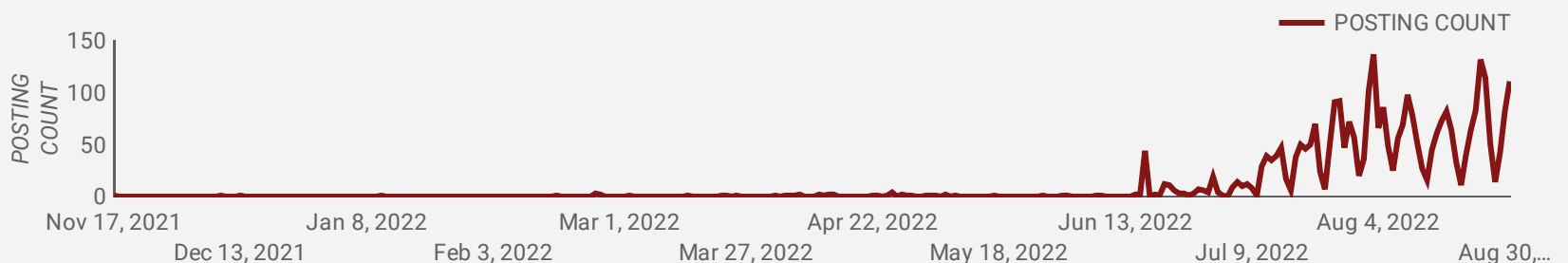
AVG & MEDIAN POSTING LENGTH BY DAYS

How long are employers having to recruit for to find candidates to fill their job vacancies?



POST DATE TIMELINE FOR THIS MONTH'S ACTIVE JOB POSTINGS

How many job postings were active for at least 1 day this month?



JOB POSTINGS BY MUNICIPALITY

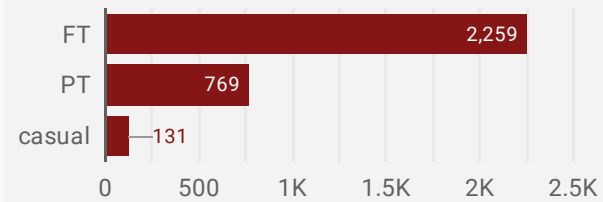
How many job postings were active for at least 1 day this month?

	MUNICIPALITY	POSTING COUNT	AVG POSTING LENGTH IN DAYS	MEDIAN POSTING LENGTH IN DAYS
1.	Pembroke	791	17.9	14
2.	Carleton Place	366	19.4	21
3.	Perth	328	20.7	21
4.	Arnprior	316	21.9	21
5.	Smiths Falls	311	18.9	21
6.	Renfrew	284	22.4	18
7.	Petawawa	277	18.0	14
8.	Laurentian Hills	156	22.2	21
9.	Mississippi Mills	131	18.2	21
10.	Deep River	43	32.6	21
11.	Whitewater Region	27	13.3	14

1 - 25 / 25

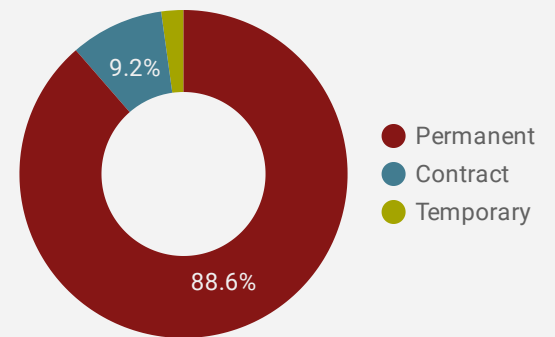
JOB TYPE

Full-time vs Part-time



JOB DURATION

Permanency of jobs posted



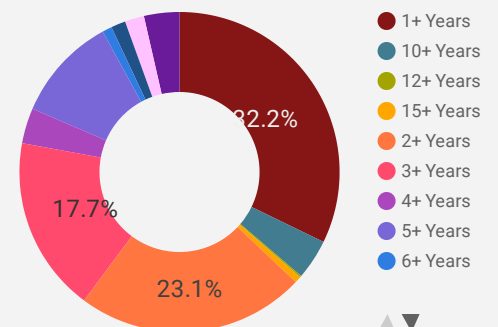
JOB POSTINGS BY COUNTY/CITY/TOWN

How many job postings were active for at least 1 day this month?

	UPPER TIER	POSTING COUNT	AVG POSTING LENGTH IN DAYS	MEDIAN POSTING LENGTH IN DAYS
1.	Renfrew County	1,160	21.1	21
2.	Lanark County	875	19.7	21
3.	Pembroke	791	17.9	14
4.	Smiths Falls	311	18.9	21

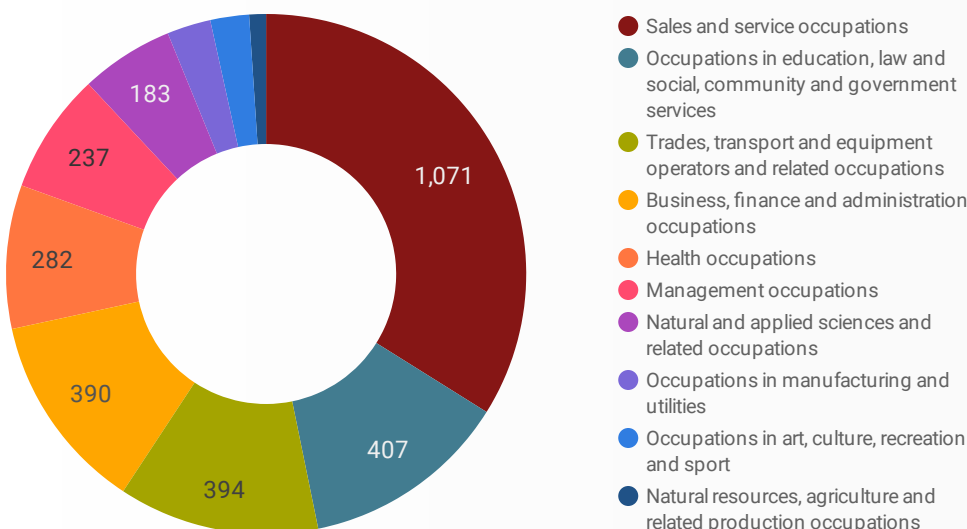
JOB EXPERIENCE

Job Postings by Experience Level Required



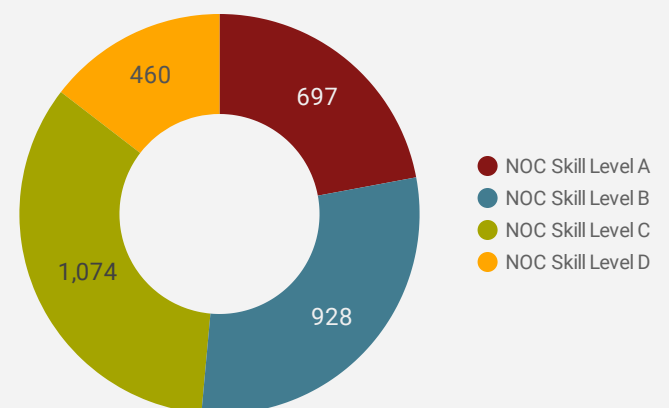
JOB POSTINGS BY JOB CATEGORY

What broad occupational category is being recruited?



JOB POSTINGS BY SKILL LEVEL

What education do occupations typically require?



Skill Level A = Usually University education | Skill Level B = Usually College education or Apprenticeship training | Skill Level C = Usually Secondary education or occupation-specific training | Skill Level D = Usually on-the-job training

TOP HIRING EMPLOYERS & AGENCIES

Who is hiring?











	COMPANY	MUNICIPALITY	POSTINGS COUNT ▾	AVG POSTING LENGTH IN DAYS	MEDIAN POSTING LENGTH IN DAYS
1.	Canadian Nuclear Laboratories (CNL)	Laurentian Hills	124	22.5	21
2.	Canadian Forces Morale & Welfare Services (CFMWS)	Petawawa	78	13.2	13
3.	Universal Hospital Services, Inc.	Pembroke	36	14.0	14
4.	Canopy Growth Corporation	Smiths Falls	33	14.2	14
5.	Marianhill Inc.	Pembroke	25	36.0	21
6.	Government Of Canada	Petawawa	23	12.4	14
7.	Pembroke Regional Hospital (PRH)	Pembroke	21	20.3	21
8.	Pillar5 Pharma Inc.	Arnprior	21	21.0	21
9.	Chartwell Retirement Residences	Pembroke	20	14.1	14
10.	Renfrew County District School Board	Pembroke	20	11.5	7
11.	Roseburg Forest Products Co.	Pembroke	19	18.3	14
12.	Perth and Smiths Falls District Hospital, Smiths Falls	Smiths Falls	17	21.0	21
13.	Renfrew County Catholic District School Board	Pembroke	16	13.8	14
14.	The Source (Bell) Electronics Inc.	Perth	16	13.3	14
15.	Your Independent Grocer	Carleton Place	16	20.4	21
16.	Bj's Wholesale Club, Inc.	Pembroke	16	13.6	14
17.	Colas	Arnprior	16	16.6	14
18.	VIVA Retirement Communities	Carleton Place	16	23.8	22
19.	Catholic District School Board of Eastern Ontario	Carleton Place	14	22.2	32
20.	Shoppers Drug Mart Inc.	Perth	14	18.4	21
21.	Staples, Pembroke	Pembroke	14	18.5	14
22.	Chartwell Retirement Residences	Smiths Falls	14	13.4	14
23.	Renfrew County District School Board	Renfrew	13	6.7	7
24.	Sienna Senior Living Inc.	Arnprior	13	21.4	21
25.	Walmart Canada	Renfrew	13	13.2	14
26.	Pembroke Mall	Pembroke	13	11.1	14
27.	Metro Inc.	Pembroke	12	10.1	13
28.	Revera Inc.	Arnprior	12	10.4	9
29.	Boston Pizza Canada	Pembroke	12	10.3	14
30.	Walmart Canada	Pembroke	11	13.7	14
31.	Bulk Barn Foods Limited	Carleton Place	11	22.7	26

TOP HOURLY WAGES IN JOB POSTINGS

What are employers willing to pay to find the perfect candidate?








of Minimum Wage Job Postings

41

	JOB TITLE	COMPANY	LOCATION	HOURLY WAGE ▾
1.	Remote/rural Community Nursing	Mobile Healthcare Services	Pembroke	74 
2.	Nurse	Bridgingway Healthcare Solutions	Perth	70 
3.	Pharmacy Manager	Randstad Canada	Pembroke	65 
4.	Operations Vice-president â€œ Financial, Communications And Other Business Services	Holiday Inn Express	Pembroke	63 
5.	Operations Vice-president - Financial, Communications And Other Business Services	Holiday Inn Express Pembroke	Pembroke	63 
6.	Registered Nurse (rn) - 6 Month Contract, \$60/hr, \$3k Bonus	Universal Hospital Services, Inc.	Pembroke	60 
7.	Social Worker	GoServeCare	Petawawa	60 
8.	Operations Vice-president - Financial, Communications and Other Business Services - Holiday Inn Express Pembroke	Holiday Inn Pembroke	Pembroke	58.25 
9.	Registered Nurse	Marianhill Inc.	Pembroke	53.88 
10.	Speech-language Pathologist, Development And Rehabilitation	CHEO	Pembroke	50.82 
				1 - 100 / 357 < >

TOP SALARIES IN JOB POSTINGS

What are employers willing to pay to find the perfect candidate?


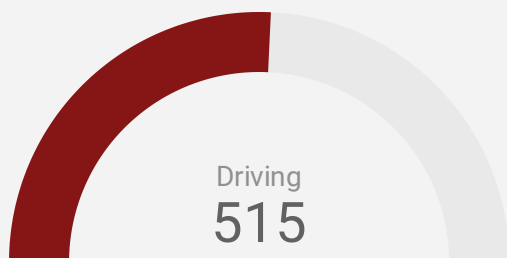
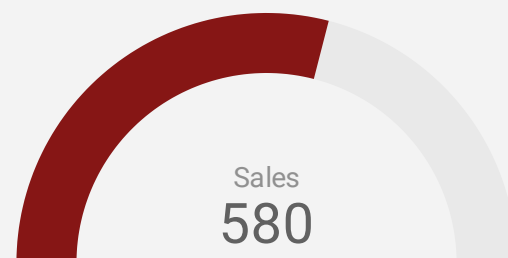
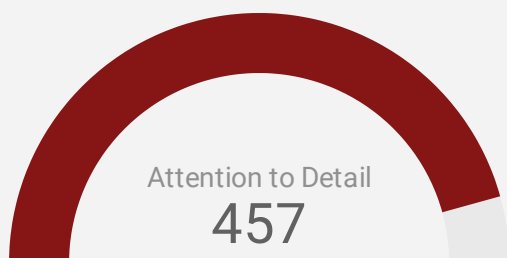
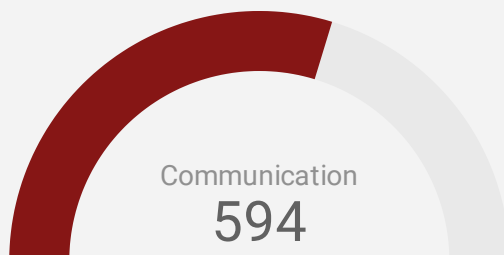
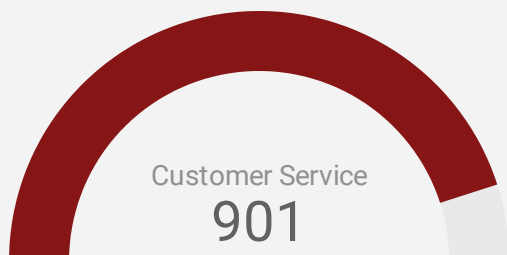
	JOB TITLE	COMPANY	LOCATION	ANNUAL SALARY ▾
1.	General Manager	Pembroke Honda	Pembroke	300,000 
2.	General Manager	Sport Systems Canada Inc.	Mississippi Mills	130,000 
3.	Manager, Branch Services	Ministry of Labour, Immigration, Training and Skills Development	Pembroke	117,015 
4.	Real Estate Listing Agent	Synicky & Associates	Pembroke	115,000 
5.	Agent, Real Estate	Synicky & Associates	Carleton Place	115,000 
6.	Real Estate Buyers Salesperson	Synicky & Associates	Pembroke	110,000 
7.	Project Leader	Canadian Nuclear Laboratories (CNL)	Laurentian Hills	110,000 
8.	It Systems Analyst (erp Specialist)	Magellan Aerospace	Renfrew	110,000 
9.	Project Leader	Renfrew Power Generation	Renfrew	110,000 
10.	Full Time Staff Lawyer	The Legal Clinic	Perth	108,500 
11.	Automotive Sales Representative	Carloft.Ca	Carleton Place	107,895 
				1 - 100 / 470 < >

TOP IN-DEMAND SKILLS

How many times were these skills found in job postings?

ACTIVE JOB POSTINGS THIS MONTH

3,159

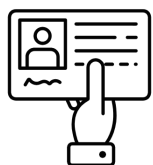


KEY JOB REQUIREMENTS

How often are these requirements desired in job postings?

ACTIVE JOB POSTINGS THIS MONTH

3,159



Driver's License
76



First Aid
175



Regular Access to a Vehicle
161



Criminal Record Check
252



Microsoft Office
169



Food Safety
68

JOB POSTINGS BY SKILL LEVEL, FREQUENCY, & DURATION

What jobs are in-demand and/or hard to fill?

	4 DIGIT NOC	4 DIGIT NOC NAME	SKILL LEVEL	POSTING COUNT	AVG POSTING LENGTH IN DAYS	MEDIAN POSTING LENGTH IN DAYS
1.	6421	Retail salespersons	NOC Skill Level C	252	17.6	17.5
2.	6711	Food counter attendants, kitchen helpers and related support occupations	NOC Skill Level D	127	20.9	21
3.	4412	Home support workers, housekeepers and related occupations	NOC Skill Level C	116	20.3	21
4.	4032	Elementary school and kindergarten teachers	NOC Skill Level A	95	10.8	6
5.	0621	Retail and wholesale trade managers	NOC Skill Level A	79	15.6	14
6.	6552	Other customer and information services representatives	NOC Skill Level C	73	17.7	21
7.	6322	Cooks	NOC Skill Level B	70	30.5	21
8.	6731	Light duty cleaners	NOC Skill Level D	61	19.2	21
9.	4212	Social and community service workers	NOC Skill Level B	55	24.4	21
10.	6513	Food and beverage servers	NOC Skill Level C	54	18.3	21
11.	6311	Food service supervisors	NOC Skill Level B	47	26.9	21
12.	7611	Construction trades helpers and labourers	NOC Skill Level D	46	30.8	21
13.	1241	Administrative assistants	NOC Skill Level B	44	17.9	21
14.	1114	Other financial officers	NOC Skill Level A	43	15.4	14
15.	7452	Material handlers	NOC Skill Level C	43	20.8	19
16.	5254	Program leaders and instructors in recreation, sport and fitness	NOC Skill Level B	42	11.0	9.5
17.	6622	Store shelf stockers, clerks and order fillers	NOC Skill Level D	42	16.0	14
18.	7511	Transport truck drivers	NOC Skill Level C	42	19.0	21
19.	3219	Other medical technologists and technicians (except dental health)	NOC Skill Level B	36	16.1	16.5
20.	7514	Delivery and courier service drivers	NOC Skill Level C	35	16.9	16
21.	3012	Registered nurses and registered psychiatric nurses	NOC Skill Level A	34	22.8	16
22.	6611	Cashiers	NOC Skill Level D	33	19.5	21
23.	6211	Retail sales supervisors	NOC Skill Level B	33	25.6	21
24.	7271	Carpenters	NOC Skill Level B	32	26.9	21
25.	1434	Banking, insurance and other financial clerks	NOC Skill Level C	30	19.6	21
26.	3233	Licensed practical nurses	NOC Skill Level B	30	22.2	14
27.	1221	Administrative officers	NOC Skill Level B	30	26.5	21
28.	6733	Janitors, caretakers and building superintendents	NOC Skill Level D	30	19.8	21
29.	1522	Storekeepers and partspersons	NOC Skill Level C	27	17.1	14
					1 - 50 / 291	< >

JOB POSTINGS BY 3-DIGIT NATIONAL OCCUPATION CLASSIFICATION

What jobs are hard to fill and/or in-demand?

	3 DIGIT NOC	3 DIGIT NOC NAME	SKILL LEVEL	POSTING COUNT ▼	AVG POSTING LENGTH IN DAYS	MEDIAN POSTING LENGTH IN DAYS
1.	642	Retail salespersons	NOC Skill Level C	252	17.6	17.5
2.	441	Home care providers and educational support occupations	NOC Skill Level C	151	18.3	15
3.	671	Food counter attendants, kitchen helpers and related support occupations	NOC Skill Level D	127	20.9	21
4.	403	Secondary and elementary school teachers and educational counsellors	NOC Skill Level A	114	10.1	6
5.	673	Cleaners	NOC Skill Level D	106	19.2	21
6.	655	Customer and information services representatives	NOC Skill Level C	89	17.0	15
7.	421	Paraprofessional occupations in legal, social, community and education services	NOC Skill Level B	88	26.5	21
8.	751	Motor vehicle and transit drivers	NOC Skill Level C	87	20.9	21
9.	062	Retail and wholesale trade managers	NOC Skill Level A	79	15.6	14
10.	632	Chefs and cooks	NOC Skill Level B	74	30.2	21
11.	651	Occupations in food and beverage service	NOC Skill Level C	74	17.4	18
12.	122	Administrative and regulatory occupations	NOC Skill Level B	68	23.0	21
13.	761	Trades helpers and labourers	NOC Skill Level D	67	28.8	21
14.	111	Auditors, accountants and investment professionals	NOC Skill Level A	65	20.7	14
15.	321	Medical technologists and technicians (except dental health)	NOC Skill Level B	59	18.7	21
16.	341	Assisting occupations in support of health services	NOC Skill Level C	53	19.1	21
17.	662	Other sales support and related occupations	NOC Skill Level D	53	17.9	21
18.	631	Service supervisors	NOC Skill Level B	51	26.9	21
19.	525	Athletes, coaches, referees and related occupations	NOC Skill Level B	50	10.5	9
20.	301	Professional occupations in nursing	NOC Skill Level A	49	18.8	14
21.	124	Office administrative assistants - general, legal and medical	NOC Skill Level B	49	18.2	21
22.	323	Other technical occupations in health care	NOC Skill Level B	47	20.0	14
23.	143	Financial, insurance and related administrative support workers	NOC Skill Level C	47	23.3	21
24.	152	Supply chain logistics, tracking and scheduling co-ordination occupations	NOC Skill Level C	46	17.4	21
25.	141	General office workers	NOC Skill Level C	44	17.0	21
26.	745	Longshore workers and material handlers	NOC Skill Level C	43	20.8	19
27.	727	Carpenters and cabinetmakers	NOC Skill Level B	33	26.9	21
28.	661	Cashiers	NOC Skill Level D	33	19.5	21
29.	621	Retail sales supervisors	NOC Skill Level B	33	25.6	21

JOB POSTINGS BY 2-DIGIT NATIONAL OCCUPATION CLASSIFICATION

What jobs are hard to fill and/or in-demand?

	2 DIGIT NOC	2 DIGIT NOC NAME	SKILL LEVEL	POSTING COUNT ▼	AVG POSTING LENGTH IN DAYS	MEDIAN POSTING LENGTH IN DAYS
1.	64	Sales representatives and salespersons - wholesale and retail trade	NOC Skill Level C	268	17.5	17
2.	67	Service support and other service occupations, n.e.c.	NOC Skill Level D	253	19.8	21
3.	65	Service representatives and other customer and personal services occupations	NOC Skill Level C	208	18.3	21
4.	63	Service supervisors and specialized service occupations	NOC Skill Level B	166	26.5	21
5.	44	Care providers and educational, legal and public protection support occupations	NOC Skill Level C	151	18.3	15
6.	12	Administrative and financial supervisors and administrative occupations	NOC Skill Level B	134	20.7	21
7.	40	Professional occupations in education services	NOC Skill Level A	120	10.8	6
8.	75	Transport and heavy equipment operation and related maintenance occupations	NOC Skill Level C	116	20.9	21
9.	32	Technical occupations in health	NOC Skill Level B	109	19.0	16
10.	06	Middle management occupations in retail and wholesale trade and customer services	NOC Skill Level A	108	16.3	14
11.	14	Office support occupations	NOC Skill Level C	96	20.4	21
12.	22	Technical occupations related to natural and applied sciences	NOC Skill Level B	95	19.2	21
13.	62	Retail sales supervisors and specialized sales occupations	NOC Skill Level B	90	20.8	14
14.	42	Paraprofessional occupations in legal, social, community and education services	NOC Skill Level B	88	26.5	21
15.	21	Professional occupations in natural and applied sciences	NOC Skill Level A	88	19.9	21
16.	66	Sales support occupations	NOC Skill Level D	86	18.6	21
17.	72	Industrial, electrical and construction trades	NOC Skill Level B	84	25.4	21
18.	11	Professional occupations in business and finance	NOC Skill Level A	81	20.1	16
19.	76	Trades helpers, construction labourers and related occupations	NOC Skill Level D	77	27.7	21
20.	52	Technical occupations in art, culture, recreation and sport	NOC Skill Level B	72	13.9	13
21.	31	Professional occupations in health (except nursing)	NOC Skill Level A	71	17.1	14
22.	15	Distribution, tracking and scheduling co-ordination occupations	NOC Skill Level C	70	18.5	21
23.	73	Maintenance and equipment operation trades	NOC Skill Level B	60	26.0	21
24.	74	Other installers, repairers and servicers and material handlers	NOC Skill Level C	57	21.2	21
25.	34	Assisting occupations in support of health services	NOC Skill Level C	53	19.1	21
26.	30	Professional occupations in nursing	NOC Skill Level A	49	18.8	14
27.	41	Professional occupations in law and social, community and government services	NOC Skill Level A	47	15.9	14
					1 - 45 / 45	< >

MULTILINGUAL JOB POSTINGS BY THE NUMBERS

ACTIVE POSTINGS
307

NEW POSTINGS
0

COMPANIES
154

LANGUAGES
3

OF DAYS POSTED

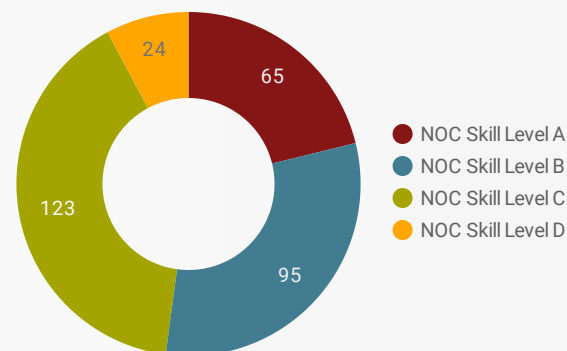
AVERAGE
18.8

MEDIAN
21

MULTILINGUAL JOB POSTINGS BY SKILL LEVEL

What language skills are employers looking for by occupational skill level?

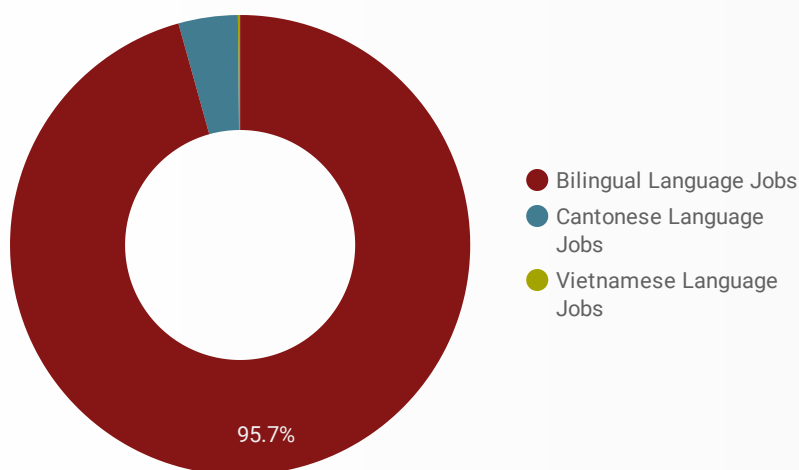
- 65** Skill Level A - Management/ Professional Occupations usually requiring University
- 95** Skill Level B - Usually college education or apprenticeship training
- 123** Skill Level C - Usually secondary education or occupation-specific training
- 24** Skill Level D - Usually on-the-job training



LANGUAGES	NOC Skill Level A	NOC Skill Level B	NOC Skill Level C	NOC Skill Level D
Bilingual Lan...	65	93	110	24
Cantonese La...			13	
Vietnamese L...		2		

LANGUAGE SKILLS BREAKDOWN

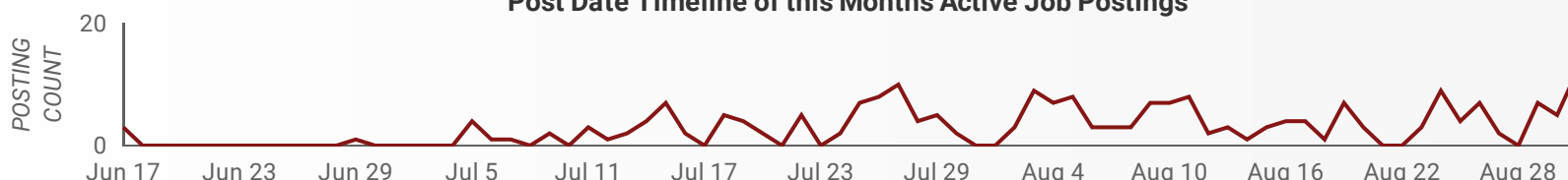
Which kinds of language skills do employers seek?



	LANGUAGES	POSTING COUNT
1.	Bilingual Language Jobs	292
2.	Cantonese Language Jobs	13
3.	Vietnamese Language Jobs	2

1 - 3 / 3 < >

Post Date Timeline of this Month's Active Job Postings



LANGUAGE SKILLS BEING RECRUITED BY JOB CATEGORY

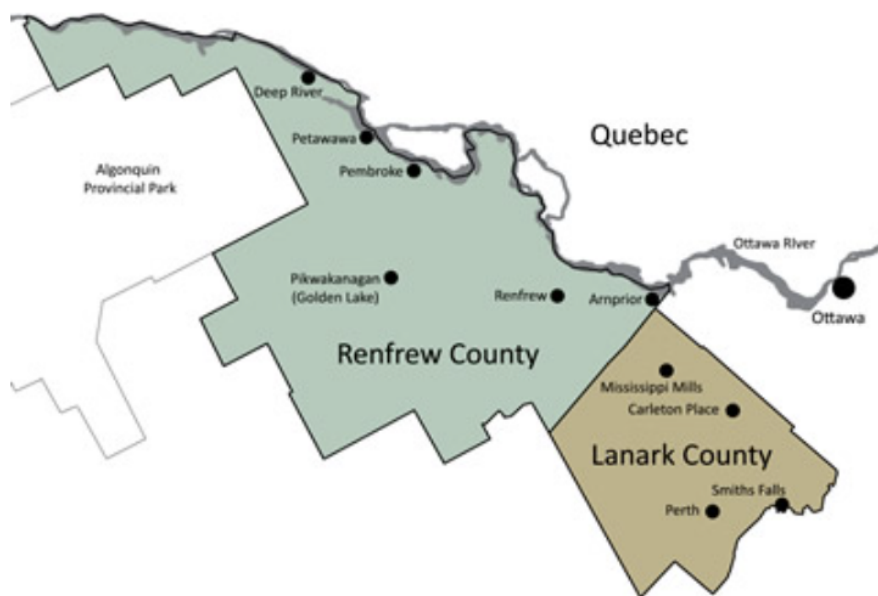
What language skills are sought by 1-Digit NOC?

BROAD OCCUPATIONAL CATEGORY	Bilingual Language Jobs	Cantonese Language Jobs	Vietnamese Language Jo...	Grand total
Business, finance and administration occu...	42			42
Health occupations	26			26
Management occupations	17			17
Natural and applied sciences and related o...	14			14
Natural resources, agriculture and related ...	2			2
Occupations in art, culture, recreation and ...	14			14
Occupations in education, law and social, ...	56			56
Occupations in manufacturing and utilities	12			12
Sales and service occupations	81	13	2	96
Trades, transport and equipment operator...	28			28
Grand total	292	13	2	307

MULTILINGUAL JOB POSTINGS BY MUNICIPALITY

What language skills are sought by 4-Digit NOC?

	MUNICIPALITY	JOB LANGUAGES ▾	AVG POSTING LENGTH IN DAYS	MEDIAN POSTING LENGTH IN DAYS
1.	Pembroke	89	23.4	21
2.	Petawawa	44	13.6	14
3.	Perth	36	14.1	14
4.	Carleton Place	28	17.7	21
5.	Arnprior	26	19.5	21
6.	Smiths Falls	23	17.9	21
7.	Mississippi Mills	18	19.4	21
8.	Renfrew	18	17.8	21
9.	Deep River	4	15.8	14
10.	Beckwith	4	21.0	21
11.	Lanark Highlands	4	30.3	17.5
12.	Whitewater Region	3	15.0	21
13.	Greater	1	21.0	21
			1 - 18 / 18	< >



	UPPER TIER	JOB LANGUAGES ▾	AVG POSTING LENGTH IN DAYS	MEDIAN POSTING LENGTH IN DAYS
1.	Renfrew County	100	16.0	14
2.	Lanark County	91	17.6	21
3.	Pembroke	89	23.4	21
4.	Smiths Falls	23	17.9	21

LANGUAGE DEMAND BY JOB

What language skills are sought by 4-Digit NOC?

4 DIGIT NOC NAME	POSTINGS
1. Retail salespersons	39
2. Home support workers, housekeepers and r...	20
3. Other customer and information services re...	14
4. Program leaders and instructors in recreati...	13
5. Social and community service workers	11
6. Cooks	9
7. Elementary school and kindergarten teachers	7
8. Early childhood educators and assistants	6
9. Nurse aides, orderlies and patient service a...	6
10. Administrative assistants	6
11. Receptionists	6
12. Social workers	6
13. Administrative officers	5
14. Psychologists	4
15. Financial auditors and accountants	4
16. Physiotherapists	4
17. Food counter attendants, kitchen helpers an...	4
18. Managers in health care	4
19. Other labourers in processing, manufacturin...	4
20. Information systems analysts and consulta...	4
21. Forestry professionals	3
22. Purchasing agents and officers	3
23. Light duty cleaners	3
24. Transport truck drivers	3
25. Food and beverage servers	3
26. Executive assistants	3
27. Carpenters	3
28. Other trades helpers and labourers	3
29. Other assisting occupations in support of h...	3
30. Food service supervisors	2
31. Shippers and receivers	2
32. Cashiers	2

1 - 100 / 107 < >

MULTILINGUAL HIRING EMPLOYERS

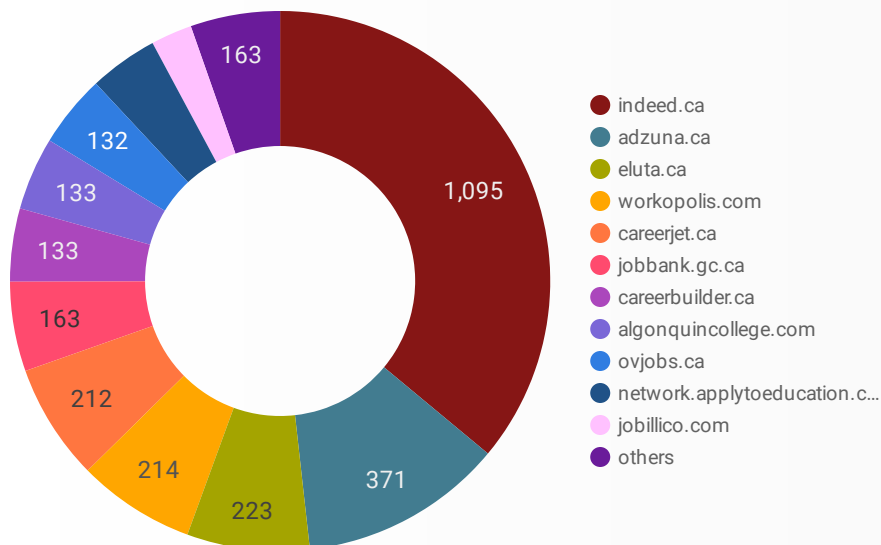
Which employers are seeking multilingual candidates?

COMPANY	POSTINGS
1. The Source (Bell) Electronics Inc.	22
2. Marianhill Inc.	22
3. Canadian Forces Morale & Welfare Services (CFMWS)	15
4. Government Of Canada	11
5. Cubic Corporation	8
6. Carefor Health and Community Services	8
7. Liquor Control Board of Ontario / LCBO	6
8. Family & Children's Services of Lanark, Leeds & Grenville	6
9. Family and Children's Services of County of Renfrew	6
10. Home and Community Care Support Services Champlain	5
11. Symphony Senior Living Orleans	5
12. Pembroke Regional Hospital (PRH)	5
13. Upper Canada District School Board	4
14. Conseil des Ã©coles catholiques du Centre-Est / CECCE	4
15. Engineering Dynamics	4
16. Bernadette McCann House	3
17. Perth and Smiths Falls District Hospital, Smiths Falls	3
18. Town of Arnprior	3
19. Indigo Books & Music Inc.	3
20. Access Healthcare Services Inc.	3
21. Renfrew County Catholic District School Board	3
22. Healthsign	3
23. Glenview Iron & Metal Ltd.	3
24. TAMCO	3
25. CAE Inc.	3
26. Done-Right Construction & Renovations Inc.	2
27. Source, The	2
28. Bell	2

1 - 50 / 154 < >

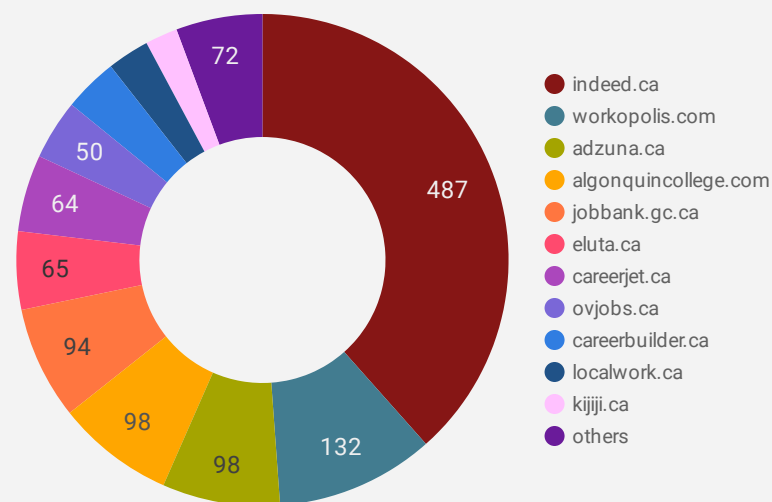
JOB POSTINGS BY JOB BOARD

What share of unique job postings appear on each job board?



COMPANIES BY JOB BOARD

What share of unique job postings appear on each job board?



JOB POSTING DETAILS BY JOB BOARD

How does job posting activity differ by job board?

	JOB BOARD	POSTING COUNT ▾	AVG POSTING LENGTH IN DAYS	MEDIAN POSTING LENGTH IN DAYS	# OF COMPANIES
1.	indeed.ca	1,095	20.7	21	487
2.	adzuna.ca	371	13.9	14	98
3.	eluta.ca	223	20.3	21	65
4.	workopolis.com	214	13.9	14	132
5.	careerjet.ca	212	23.2	22	64
6.	jobbank.gc.ca	163	32.1	16	94
7.	careerbuilder.ca	133	8.7	8	45
8.	algonquincollege.com	133	21.4	14	98
9.	ovjobs.ca	132	33.0	26	50
10.	network.applytoeducation.com	125	9.4	6	4
11.	jobillico.com	75	12.2	8	17
12.	localwork.ca	62	8.9	5	35
13.	kijiji.ca	32	15.0	15	27
14.	aboriginaljobboard.ca	19	61.8	71	16
15.	canadacareer.ca	18	28.9	30	13
16.	careerarc.com	9	18.3	20	6
17.	gojobs.gov.on.ca	6	17.2	18	4
18.	en.agilus.ca	4	67.5	68	1