

JOB DEMAND REPORT

JULY 2022

HIGHLIGHTS

JOB POSTINGS BY THE NUMBERS

POSTING COUNT	NEW THIS MONTH	COMPANIES	JOB BOARDS
2,849	1,564	1,023	24

OF DAYS POSTED

AVERAGE	MEDIAN
21.1	21

REPORT BUILDER

The default filter selection below will show all job demand data for the month. You can use the filters to create a customized report for the purpose of understanding a subset of the data.

OCCUPATION FILTERS

SKILL TYPE NAME / 1-DIGIT NOC ▾

MAJOR GROUP / 2-DIGIT NOC ▾

MINOR GROUP / 3-DIGIT NOC ▾

UNIT GROUP / 4-DIGIT NOC ▾

SKILL LEVEL ▾

JOB TYPE ▾

JOB DURATION ▾

ADDITIONAL LANGUAGE ▾

SPECIFIC JOB TAGS ▾

OTHER FILTERS

MUNICIPALITY ▾

COUNTY ▾

JOB BOARD ▾

NOC = National Occupation Classification | NAICS = North American Industry Classification System

Page 1 of 13

Source:

Job posting data is collected by the Labour Market Group of Renfrew & Lanark from job boards and employer websites that recruit candidates in the County of Renfrew, Lanark County, the Town of Smith Falls, and the City of Pembroke.

Canada

EMPLOYMENT
ONTARIO

EMPLOI
ONTARIO

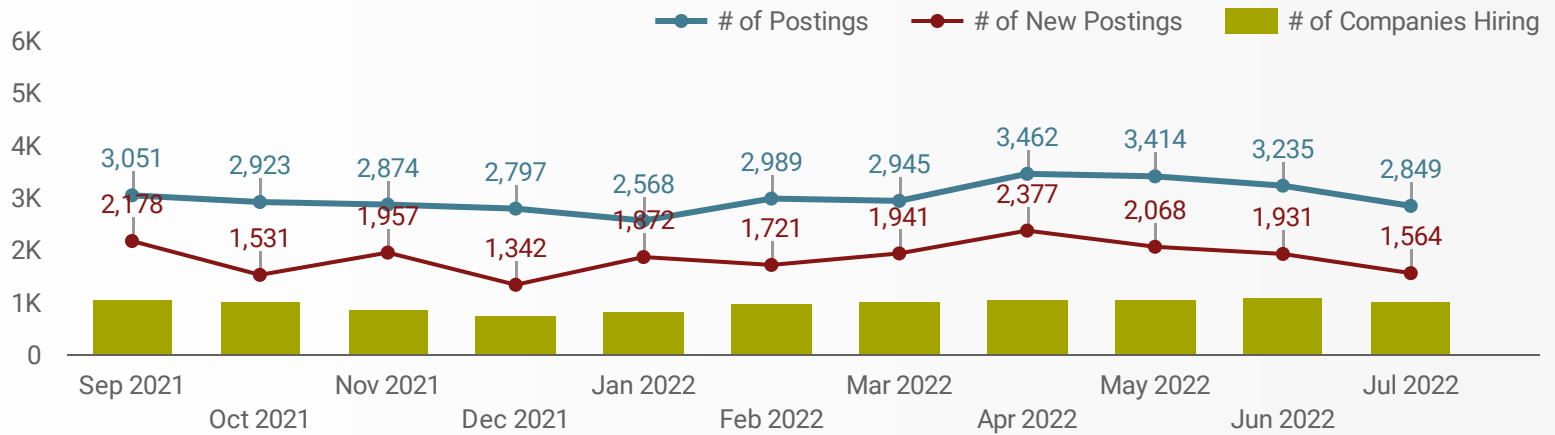
Ontario

This Employment Ontario service is funded in part by the Government of Canada and the Government of Ontario.

Ce service Emploi Ontario est financé en partie par le gouvernement du Canada et le gouvernement de l'Ontario.

JOB POSTINGS BY MONTH

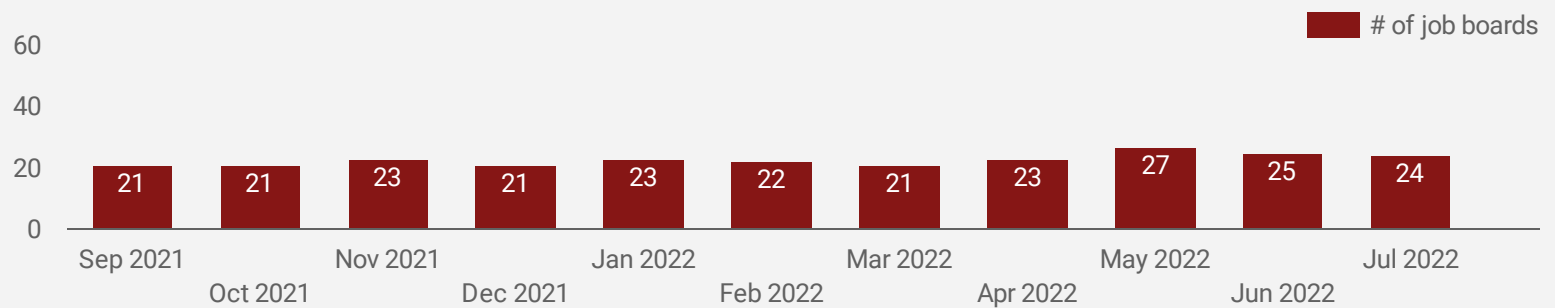
How many job postings were active for at least 1 day this month?



NOTE: This graph cannot be filtered using the controls on the cover page

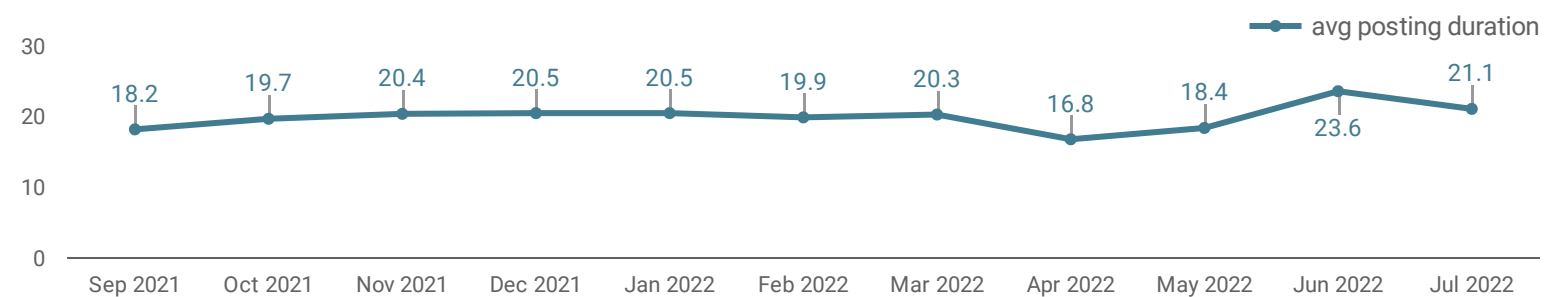
NUMBER OF ACTIVE JOB BOARDS

How many job postings were active for at least 1 day this month on these job boards?



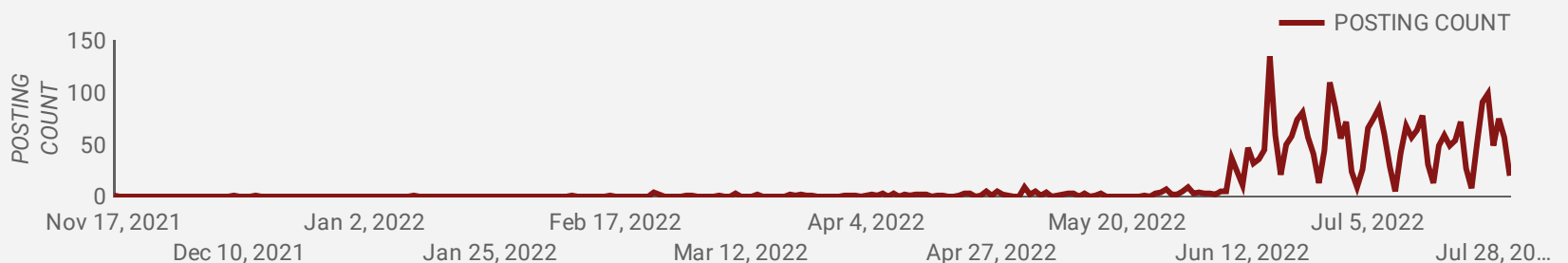
AVG & MEDIAN POSTING LENGTH BY DAYS

How long are employers having to recruit for to find candidates to fill their job vacancies?



POST DATE TIMELINE FOR THIS MONTH'S ACTIVE JOB POSTINGS

How many job postings were active for at least 1 day this month?



JOB POSTINGS BY MUNICIPALITY

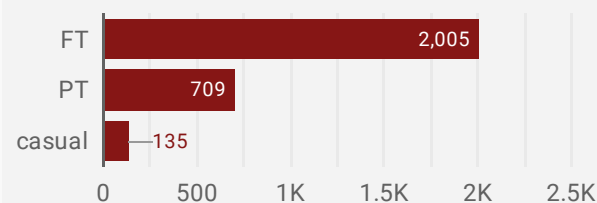
How many job postings were active for at least 1 day this month?

	MUNICIPALITY	POSTING COUNT	AVG POSTING LENGTH IN DAYS	MEDIAN POSTING LENGTH IN DAYS
1.	Pembroke	717	19.6	21
2.	Carleton Place	321	20.7	21
3.	Perth	282	26.3	21
4.	Arnprior	261	24.6	21
5.	Petawawa	259	18.0	15
6.	Smiths Falls	257	22.0	21
7.	Renfrew	226	21.9	21
8.	Laurentian Hills	141	22.9	21
9.	Mississippi Mills	123	20.1	21
10.	Deep River	62	18.1	21
11.	Beckwith	31	18.6	21

1 - 26 / 26

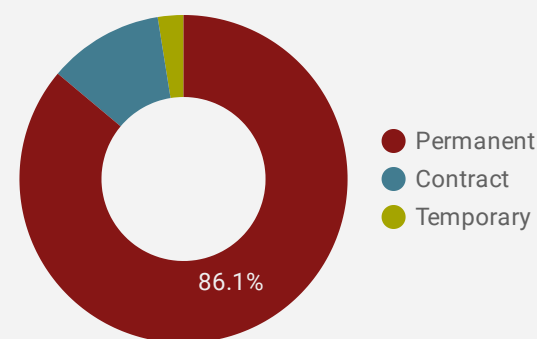
JOB TYPE

Full-time vs Part-time



JOB DURATION

Permanency of jobs posted



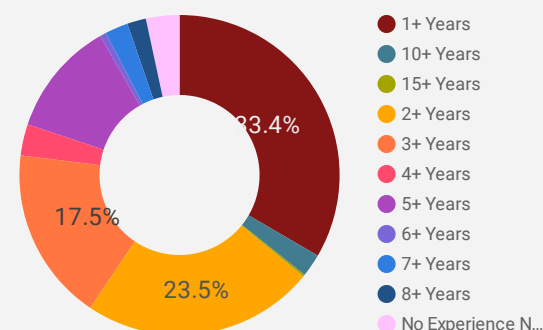
JOB POSTINGS BY COUNTY/CITY/TOWN

How many job postings were active for at least 1 day this month?

	UPPER TIER	POSTING COUNT	AVG POSTING LENGTH IN DAYS	MEDIAN POSTING LENGTH IN DAYS
1.	Renfrew County	1,055	20.8	21
2.	Lanark County	789	22.5	21
3.	Pembroke	717	19.6	21
4.	Smiths Falls	257	22.0	21

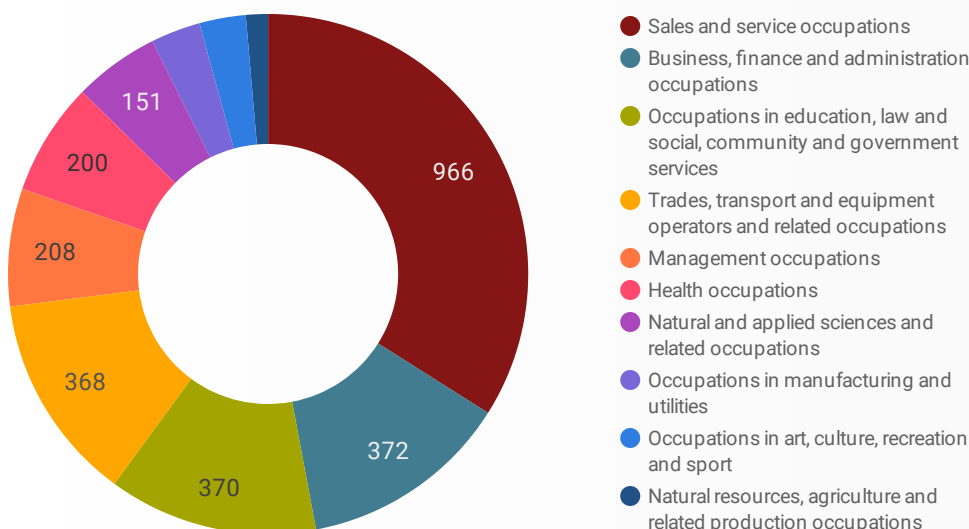
JOB EXPERIENCE

Job Postings by Experience Level Required



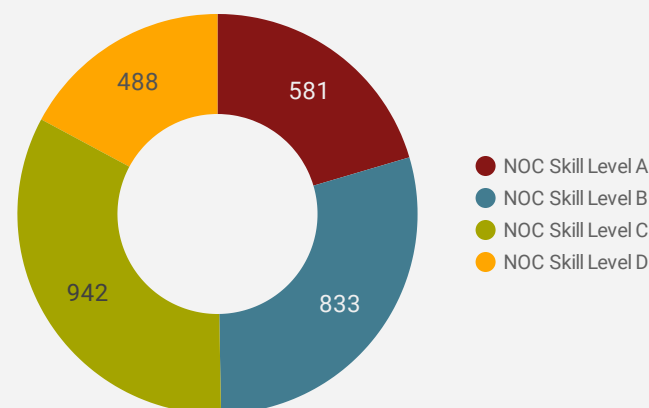
JOB POSTINGS BY JOB CATEGORY

What broad occupational category is being recruited?



JOB POSTINGS BY SKILL LEVEL

What education do occupations typically require?



Skill Level A = Usually University education | Skill Level B = Usually College education or Apprenticeship training | Skill Level C = Usually Secondary education or occupation-specific training | Skill Level D = Usually on-the-job training

TOP HIRING EMPLOYERS & AGENCIES

Who is hiring?











	COMPANY	MUNICIPALITY	POSTINGS COUNT ▾	AVG POSTING LENGTH IN DAYS	MEDIAN POSTING LENGTH IN DAYS
1.	Canadian Nuclear Laboratories (CNL)	Laurentian Hills	93	23.6	21
2.	Canadian Forces Morale & Welfare Services (CFMWS)	Petawawa	65	15.9	17
3.	Marianhill Inc.	Pembroke	29	36.7	38
4.	Renfrew County District School Board	Pembroke	21	6.7	6
5.	Home Depot	Carleton Place	19	17.6	21
6.	Pembroke Regional Hospital (PRH)	Pembroke	19	21.0	21
7.	Perth and Smiths Falls District Hospital, Smiths Falls	Smiths Falls	18	20.4	21
8.	Home Depot of Canada Inc.	Carleton Place	18	13.2	14
9.	Carefor Health and Community Services	Pembroke	18	34.4	21
10.	Staples, Pembroke	Pembroke	17	15.1	14
11.	Chandos Construction Ltd.	Laurentian Hills	16	22.4	21
12.	Sienna Senior Living Inc.	Arnprior	15	22.7	21
13.	Boston Pizza	Pembroke	14	14.0	14
14.	Almonte General Hospital (AGH)	Mississippi Mills	14	19.1	14
15.	VIVA Retirement Communities	Carleton Place	14	19.3	22
16.	Conseil des Écoles catholiques du Centre-Est / CECCE	Pembroke	13	20.2	21
17.	Agilus Work Solutions	Perth	13	22.5	21
18.	Roseburg Forest Products Co.	Pembroke	12	20.0	14
19.	Arnprior Regional Health	Arnprior	12	21.0	21
20.	Renfrew County Catholic District School Board	Pembroke	12	13.6	14
21.	Acara Solutions	Perth	12	18.5	21
22.	Colas	Arnprior	12	21.0	21
23.	Bulk Barn Foods Limited	Carleton Place	12	25.0	21
24.	Chartwell Retirement Residences	Pembroke	11	21.0	21
25.	Pillar5 Pharma Inc.	Arnprior	11	21.0	21
26.	The Source (Bell) Electronics Inc.	Perth	11	15.9	21
27.	Bayshore HealthCare	Pembroke	11	25.7	21
28.	Sienna Senior Living Inc.	Perth	11	23.0	21
29.	Renfrew County District School Board	Renfrew	11	6.3	6
30.	City of Pembroke	Pembroke	10	14.6	14
31.	Renfrew County District School Board	Petawawa	10	8.0	6

TOP HOURLY WAGES IN JOB POSTINGS

What are employers willing to pay to find the perfect candidate?












of Minimum Wage Job Postings

36

	JOB TITLE	COMPANY	LOCATION	HOURLY WAGE ▾
1.	Part-time Professor, Computer Programming	Algonquin College	Pembroke	139.88 
2.	Remote/rural Community Nursing	Mobile Healthcare Services	Pembroke	74 
3.	Nurse	Bridgingway Healthcare Solutions	Perth	70 
4.	Operations Vice-president - Financial, Communications And Other Business Services	Holiday Inn Express Pembroke	Pembroke	63 
5.	Nurse	Bonnie Hoy Holdings Inc.	Perth	60 
6.	Operations Vice-president - Financial, Communications and Other Business Services - Holiday Inn Express Pembroke	Holiday Inn Pembroke	Pembroke	58.25 
7.	Registered Nurse	Marianhill Inc.	Pembroke	53.88 
8.	Registered Nurse, Medical, Surgical And Special Care Unit	Renfrew Victoria Hospital (RVH)	Renfrew	49.02 
9.	Registered Nurse, Medical, Surgical, Icu Unit	Renfrew Victoria Hospital (RVH)	Renfrew	49.02 
10.	Physiotherapist	Carleton Place and District Memorial Hospital (CDMHA)	Carleton Place	48.21 
				1 - 100 / 347 < >

TOP SALARIES IN JOB POSTINGS

What are employers willing to pay to find the perfect candidate?

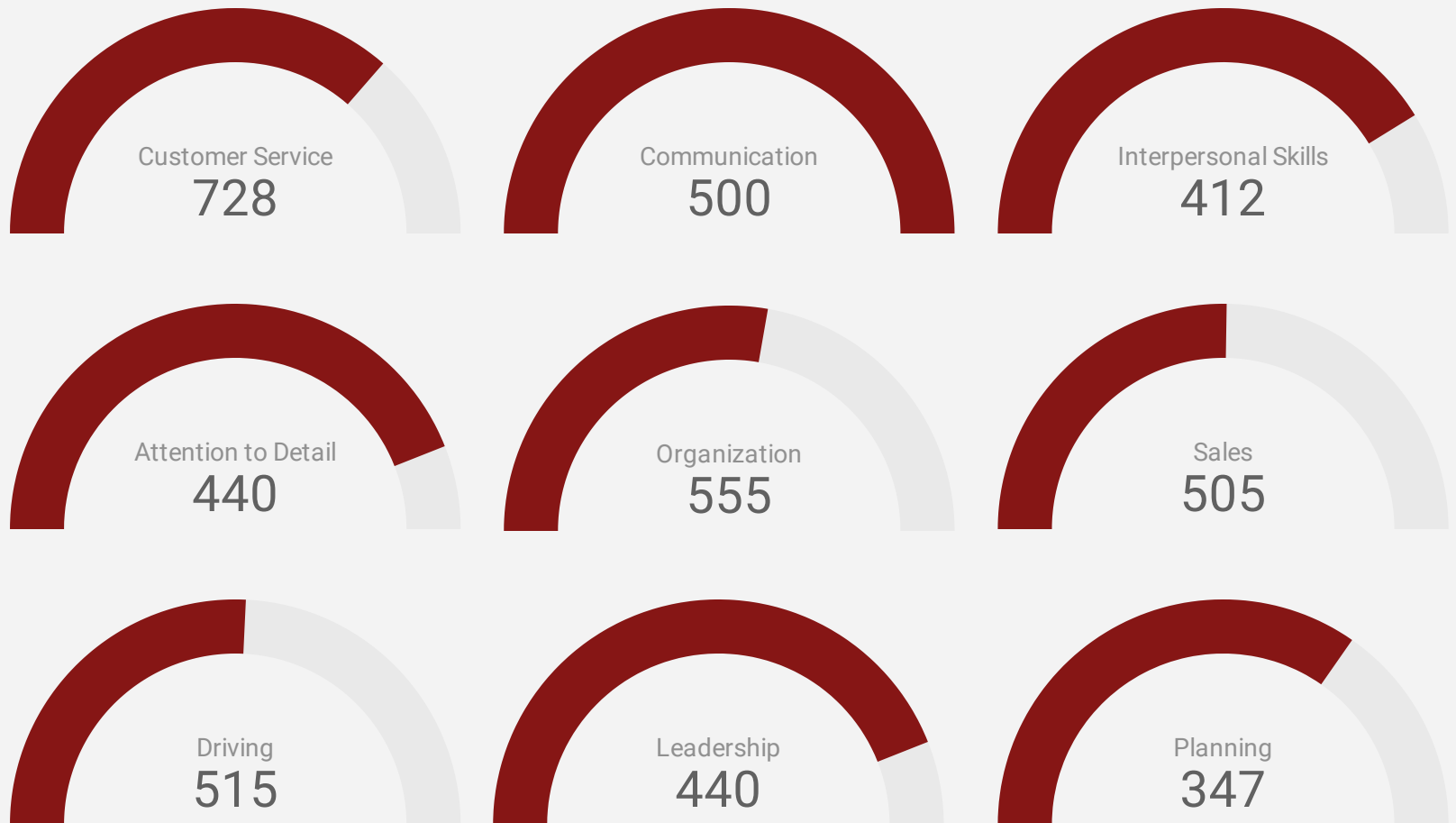
	JOB TITLE	COMPANY	LOCATION	ANNUAL SALARY ▾
1.	General Manager	Pembroke Honda	Pembroke	300,000 
2.	Director Of Development And Property	County of Renfrew	Pembroke	153,070 
3.	Embedded Software Engineer	SmartCone Technologies Inc	Arnprior	140,000 
4.	Sales Representative	The RV Place	Perth	130,000 
5.	District Manager	Canadian Forces Morale & Welfare Services	Petawawa	122,420 
6.	Real Estate Listing Agent	Synicky & Associates	Arnprior	115,000 
7.	Real Estate Buyers Salesperson	Synicky & Associates	Arnprior	110,000 
8.	Full Time Staff Lawyer	The Legal Clinic	Perth	108,500 
9.	Treasurer And Controller - Finances	Scout Talent Inc.	Carleton Place	101,676 
10.	Manager Of Community Development (planner-edo)	Township of Whitewater Region	Whitewater Region	101,556 
11.	100,000 
				1 - 100 / 435 < >

TOP IN-DEMAND SKILLS

How many times were these skills found in job postings?

ACTIVE JOB POSTINGS THIS MONTH

2,849

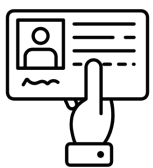


KEY JOB REQUIREMENTS

How often are these requirements desired in job postings?

ACTIVE JOB POSTINGS THIS MONTH

2,849



Driver's License

56



First Aid

137



Regular Access to a Vehicle

168



Criminal Record Check

217



Microsoft Office

135



Food Safety

90

JOB POSTINGS BY SKILL LEVEL, FREQUENCY, & DURATION

What jobs are in-demand and/or hard to fill?

	4 DIGIT NOC	4 DIGIT NOC NAME	SKILL LEVEL	POSTING COUNT	AVG POSTING LENGTH IN DAYS	MEDIAN POSTING LENGTH IN DAYS
1.	6421	Retail salespersons	NOC Skill Level C	191	19.8	21
2.	6711	Food counter attendants, kitchen helpers and related support occupations	NOC Skill Level D	133	20.8	21
3.	4412	Home support workers, housekeepers and related occupations	NOC Skill Level C	117	24.4	21
4.	4032	Elementary school and kindergarten teachers	NOC Skill Level A	100	12.9	6
5.	0621	Retail and wholesale trade managers	NOC Skill Level A	74	18.4	21
6.	6731	Light duty cleaners	NOC Skill Level D	73	26.6	21
7.	6552	Other customer and information services representatives	NOC Skill Level C	69	18.5	21
8.	6322	Cooks	NOC Skill Level B	66	19.1	21
9.	1221	Administrative officers	NOC Skill Level B	54	21.9	21
10.	4212	Social and community service workers	NOC Skill Level B	48	20.4	21
11.	7452	Material handlers	NOC Skill Level C	46	18.5	21
12.	5254	Program leaders and instructors in recreation, sport and fitness	NOC Skill Level B	45	17.3	17
13.	6311	Food service supervisors	NOC Skill Level B	44	24.6	21
14.	7511	Transport truck drivers	NOC Skill Level C	44	23.4	21
15.	6611	Cashiers	NOC Skill Level D	42	17.1	15.5
16.	6513	Food and beverage servers	NOC Skill Level C	42	29.9	21
17.	7611	Construction trades helpers and labourers	NOC Skill Level D	38	26.9	21
18.	1241	Administrative assistants	NOC Skill Level B	37	17.8	21
19.	7514	Delivery and courier service drivers	NOC Skill Level C	35	18.6	21
20.	1434	Banking, insurance and other financial clerks	NOC Skill Level C	35	17.5	21
21.	6211	Retail sales supervisors	NOC Skill Level B	35	19.5	21
22.	6733	Janitors, caretakers and building superintendents	NOC Skill Level D	34	20.8	21
23.	6222	Retail and wholesale buyers	NOC Skill Level B	30	16.5	14
24.	6622	Store shelf stockers, clerks and order fillers	NOC Skill Level D	29	18.1	21
25.	4214	Early childhood educators and assistants	NOC Skill Level B	27	30.0	21
26.	7612	Other trades helpers and labourers	NOC Skill Level D	27	27.4	21
27.	9619	Other labourers in processing, manufacturing and utilities	NOC Skill Level D	27	21.2	21
28.	3012	Registered nurses and registered psychiatric nurses	NOC Skill Level A	26	28.5	21
29.	8612	Landscaping and grounds maintenance labourers	NOC Skill Level D	26	45.2	21
--	----	-----	-----	--	----	--

JOB POSTINGS BY 3-DIGIT NATIONAL OCCUPATION CLASSIFICATION

What jobs are hard to fill and/or in-demand?

	3 DIGIT NOC	3 DIGIT NOC NAME	SKILL LEVEL	POSTING COUNT ▾	AVG POSTING LENGTH IN DAYS	MEDIAN POSTING LENGTH IN DAYS
1.	642	Retail salespersons	NOC Skill Level C	191	19.8	21
2.	441	Home care providers and educational support occupations	NOC Skill Level C	135	22.6	21
3.	671	Food counter attendants, kitchen helpers and related support occupations	NOC Skill Level D	133	20.8	21
4.	673	Cleaners	NOC Skill Level D	128	24.0	21
5.	403	Secondary and elementary school teachers and educational counsellors	NOC Skill Level A	110	12.8	6
6.	421	Paraprofessional occupations in legal, social, community and education services	NOC Skill Level B	86	21.7	21
7.	751	Motor vehicle and transit drivers	NOC Skill Level C	85	21.3	21
8.	122	Administrative and regulatory occupations	NOC Skill Level B	76	20.6	21
9.	655	Customer and information services representatives	NOC Skill Level C	75	18.6	21
10.	062	Retail and wholesale trade managers	NOC Skill Level A	74	18.4	21
11.	632	Chefs and cooks	NOC Skill Level B	70	21.8	21
12.	761	Trades helpers and labourers	NOC Skill Level D	65	27.1	21
13.	651	Occupations in food and beverage service	NOC Skill Level C	63	25.3	21
14.	143	Financial, insurance and related administrative support workers	NOC Skill Level C	56	18.1	21
15.	525	Athletes, coaches, referees and related occupations	NOC Skill Level B	53	16.3	14
16.	124	Office administrative assistants - general, legal and medical	NOC Skill Level B	47	19.0	21
17.	745	Longshore workers and material handlers	NOC Skill Level C	46	18.5	21
18.	631	Service supervisors	NOC Skill Level B	45	24.6	21
19.	111	Auditors, accountants and investment professionals	NOC Skill Level A	43	20.2	21
20.	661	Cashiers	NOC Skill Level D	42	17.1	15.5
21.	321	Medical technologists and technicians (except dental health)	NOC Skill Level B	41	20.5	21
22.	341	Assisting occupations in support of health services	NOC Skill Level C	41	23.8	21
23.	662	Other sales support and related occupations	NOC Skill Level D	40	18.7	21
24.	141	General office workers	NOC Skill Level C	37	18.1	21
25.	621	Retail sales supervisors	NOC Skill Level B	35	19.5	21
26.	622	Technical sales specialists in wholesale trade and retail and wholesale buyers	NOC Skill Level B	34	16.8	21
27.	323	Other technical occupations in health care	NOC Skill Level B	33	23.2	21
28.	152	Supply chain logistics, tracking and scheduling co-ordination occupations	NOC Skill Level C	33	21.0	21
					1 - 50 / 119	< >

JOB POSTINGS BY 2-DIGIT NATIONAL OCCUPATION CLASSIFICATION

What jobs are hard to fill and/or in-demand?

	2 DIGIT NOC	2 DIGIT NOC NAME	SKILL LEVEL	POSTING COUNT	AVG POSTING LENGTH IN DAYS	MEDIAN POSTING LENGTH IN DAYS
1.	67	Service support and other service occupations, n.e.c.	NOC Skill Level D	273	22.3	21
2.	64	Sales representatives and salespersons - wholesale and retail trade	NOC Skill Level C	198	19.8	21
3.	65	Service representatives and other customer and personal services occupations	NOC Skill Level C	178	22.4	21
4.	63	Service supervisors and specialized service occupations	NOC Skill Level B	143	22.7	21
5.	12	Administrative and financial supervisors and administrative occupations	NOC Skill Level B	136	19.7	21
6.	44	Care providers and educational, legal and public protection support occupations	NOC Skill Level C	135	22.6	21
7.	40	Professional occupations in education services	NOC Skill Level A	115	13.3	6
8.	75	Transport and heavy equipment operation and related maintenance occupations	NOC Skill Level C	114	21.8	21
9.	14	Office support occupations	NOC Skill Level C	101	18.0	21
10.	06	Middle management occupations in retail and wholesale trade and customer services	NOC Skill Level A	98	17.8	21
11.	62	Retail sales supervisors and specialized sales occupations	NOC Skill Level B	92	18.5	21
12.	22	Technical occupations related to natural and applied sciences	NOC Skill Level B	88	25.0	21
13.	42	Paraprofessional occupations in legal, social, community and education services	NOC Skill Level B	86	21.7	21
14.	66	Sales support occupations	NOC Skill Level D	82	17.8	21
15.	32	Technical occupations in health	NOC Skill Level B	77	21.8	21
16.	76	Trades helpers, construction labourers and related occupations	NOC Skill Level D	75	26.2	21
17.	72	Industrial, electrical and construction trades	NOC Skill Level B	75	24.7	21
18.	52	Technical occupations in art, culture, recreation and sport	NOC Skill Level B	74	16.6	15
19.	11	Professional occupations in business and finance	NOC Skill Level A	71	21.6	21
20.	74	Other installers, repairers and servicers and material handlers	NOC Skill Level C	66	20.5	21
21.	21	Professional occupations in natural and applied sciences	NOC Skill Level A	63	23.2	21
22.	15	Distribution, tracking and scheduling co-ordination occupations	NOC Skill Level C	58	21.1	21
23.	01	Senior managers - construction, transportation, production and utilities	NOC Skill Level A	53	20.1	21
24.	31	Professional occupations in health (except nursing)	NOC Skill Level A	53	19.8	21
25.	34	Assisting occupations in support of health services	NOC Skill Level C	41	23.8	21
26.	73	Maintenance and equipment operation trades	NOC Skill Level B	38	19.4	21
27.	41	Professional occupations in law and social, community and government services	NOC Skill Level A	34	23.7	21
					1 - 43 / 43	< >

MULTILINGUAL JOB POSTINGS BY THE NUMBERS

ACTIVE POSTINGS
265

NEW POSTINGS
0

COMPANIES
147

LANGUAGES
4

OF DAYS POSTED

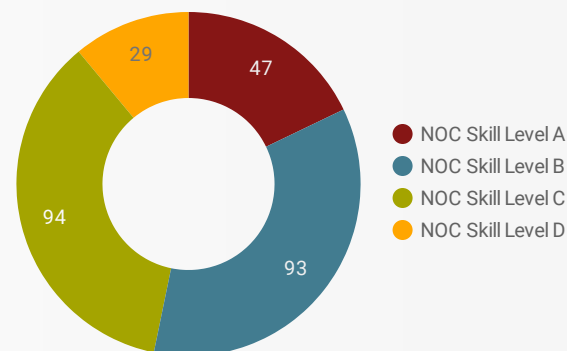
AVERAGE
21.3

MEDIAN
21

MULTILINGUAL JOB POSTINGS BY SKILL LEVEL

What language skills are employers looking for by occupational skill level?

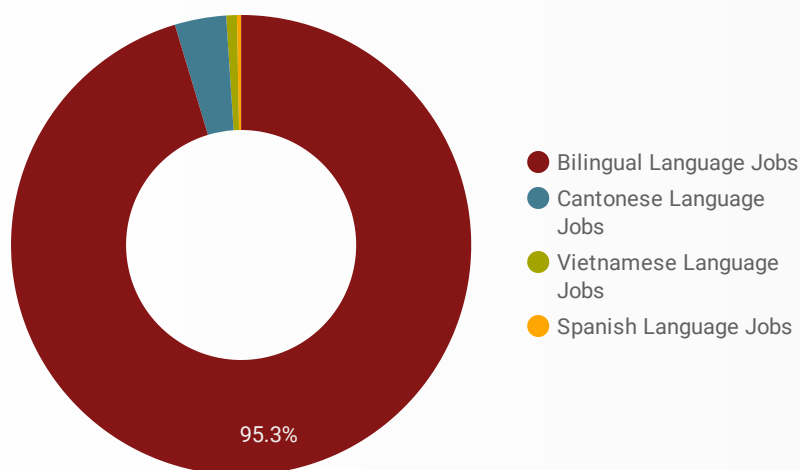
- 47** Skill Level A - Management/ Professional Occupations usually requiring University
- 93** Skill Level B - Usually college education or apprenticeship training
- 94** Skill Level C - Usually secondary education or occupation-specific training
- 29** Skill Level D - Usually on-the-job training



LANGUAGES	NOC Skill Level A	NOC Skill Level B	NOC Skill Level C	NOC Skill Level D
Bilingual Lan...
Cantonese La...		6		
Spanish Lang...	1	1		
Vietnamese L...		2		

LANGUAGE SKILLS BREAKDOWN

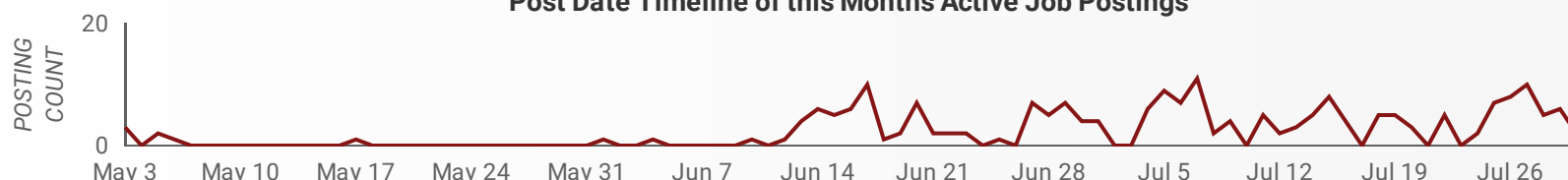
Which kinds of language skills do employers seek?



LANGUAGES	POSTING COUNT
1. Bilingual Language Jobs	255
2. Cantonese Language Jobs	6
3. Vietnamese Language Jobs	2
4. Spanish Language Jobs	2

1 - 4 / 4 < >

Post Date Timeline of this Month's Active Job Postings



LANGUAGE SKILLS BEING RECRUITED BY JOB CATEGORY

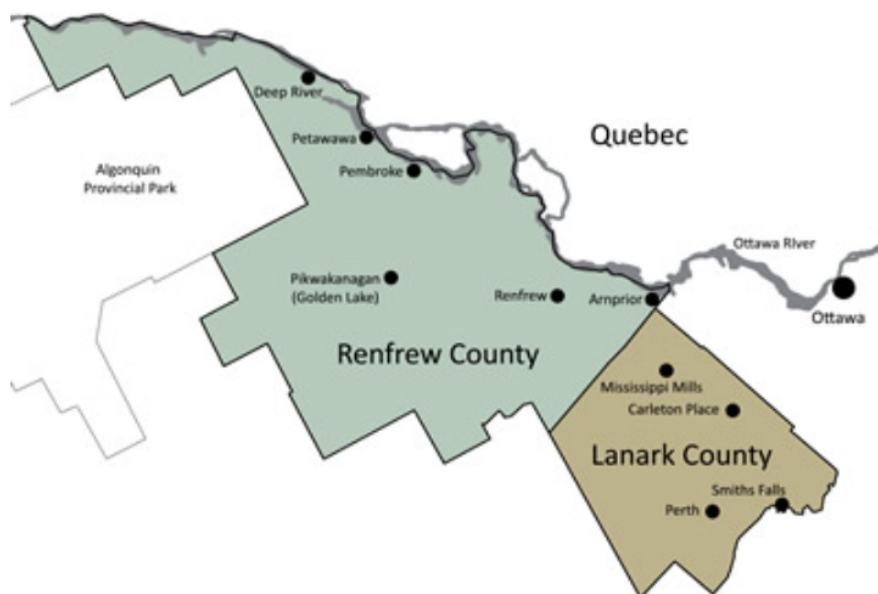
What language skills are sought by 1-Digit NOC?

BROAD OCCUPATIONAL CATEGORY	Bilingual Language...	Cantonese Language...	Spanish Language...	Vietnamese Language...	Grand total
Business, finance and administration occu...	43		1		44
Health occupations	24				24
Management occupations	12				12
Natural and applied sciences and related o...	11		1		12
Natural resources, agriculture and related ...	2				2
Occupations in art, culture, recreation and ...	13				13
Occupations in education, law and social, ...	59				59
Occupations in manufacturing and utilities	4				4
Sales and service occupations	65	6		2	73
Trades, transport and equipment operator...	20				20
Grand total	253	6	2	2	263

MULTILINGUAL JOB POSTINGS BY MUNICIPALITY

What language skills are sought by 4-Digit NOC?

MUNICIPALITY	JOB LANGUAGES	AVG POSTING LENGTH IN DAYS	MEDIAN POSTING LENGTH IN DAYS
1. Pembroke	95	24.1	21
2. Petawawa	36	19.3	21
3. Carleton Place	34	18.2	21
4. Perth	28	17.9	21
5. Arnprior	17	36.8	21
6. Smiths Falls	13	21.0	21
7. Mississippi Mills	9	21.0	21
8. Deep River	6	21.0	21
9. Renfrew	6	21.0	21
10. Lanark Highlands	5	21.0	21
11. McNab/Braeside	4	14.0	14
12. Beckwith	3	21.0	21
13. Whitewater	2	6.0	6



UPPER TIER	JOB LANGUAGES	AVG POSTING LENGTH IN DAYS	MEDIAN POSTING LENGTH IN DAYS
1. Pembroke	95	24.1	21
2. Lanark County	80	18.5	21
3. Renfrew County	74	21.6	21
4. Smiths Falls	13	21.0	21

LANGUAGE DEMAND BY JOB

What language skills are sought by 4-Digit NOC?

4 DIGIT NOC NAME	POSTINGS
1. Home support workers, housekeepers and r...	23
2. Retail salespersons	23
3. Early childhood educators and assistants	12
4. Program leaders and instructors in recreati...	11
5. Other customer and information services re...	10
6. Social and community service workers	9
7. Elementary school and kindergarten teachers	7
8. Cooks	7
9. Receptionists	6
10. Light duty cleaners	6
11. Other trades helpers and labourers	6
12. Letter carriers	6
13. Executive assistants	5
14. Administrative assistants	5
15. Retail and wholesale trade managers	5
16. Food counter attendants, kitchen helpers an...	5
17. Employment counsellors	5
18. Retail sales supervisors	4
19. Janitors, caretakers and building superinten...	4
20. Administrative officers	4
21. Nurse aides, orderlies and patient service a...	4
22. Licensed practical nurses	3
23. Registered nurses and registered psychiatri...	3
24. Material handlers	3
25. Air traffic controllers and related occupations	2
26. Allied primary health practitioners	2
27. Human resources professionals	2
28. Bartenders	2
29. Air pilots, flight engineers and flying instruct...	2
30. Other assisting occupations in support of h...	2
31. Landscaping and grounds maintenance labo...	2
32. Medical administrative assistants	2

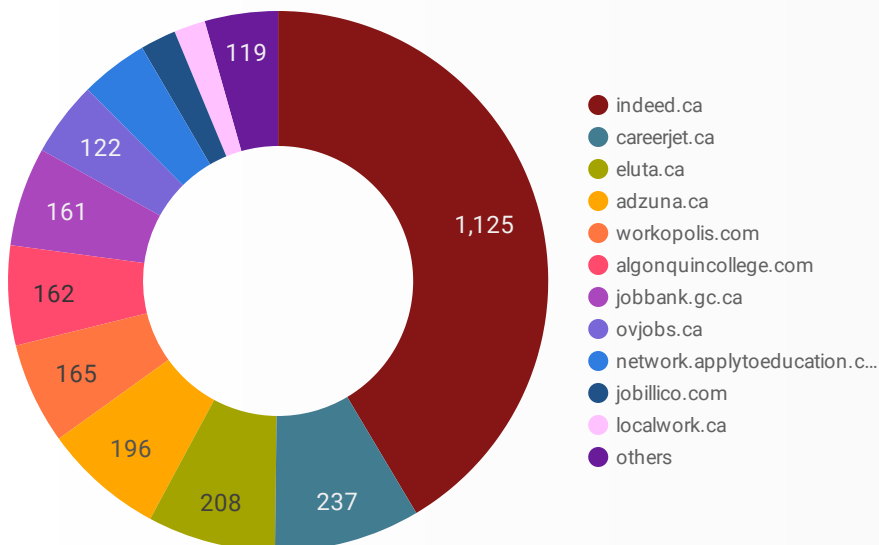
MULTILINGUAL HIRING EMPLOYERS

Which employers are seeking multilingual candidates?

COMPANY	POSTINGS
1. Marianhill Inc.	25
2. Carefor Health and Community Services	13
3. The Source (Bell) Electronics Inc.	13
4. Canadian Forces Morale & Welfare Services (CFMWS)	11
5. Conseil des Ã©coles catholiques du Centre-Est / CECCE	9
6. Petawawa Military Family Resource Centre, Petawawa	5
7. Pembroke Regional Hospital (PRH)	5
8. Sand Point Golf and Greenside Tavern	4
9. CAE Inc.	4
10. Family & Children's Services of Lanark, Leeds & Grenville	4
11. Renfrew County Catholic District School Board	3
12. Healthsign	3
13. CECCE	3
14. Source, The	3
15. Family and Children's Services of County of Renfrew	3
16. My Place Home Care Inc.	2
17. Indigo Books & Music Inc.	2
18. Access Healthcare Services Inc.	2
19. Stella-Jones	2
20. Sitel	2
21. Rideau Valley Conservation Authority	2
22. Town of Arnprior	2
23. La Coccinelle	2
24. Upper Canada District School Board	2
25. EORLA / ALREO	2
26. Sportsjobfinder	2
27. Plenty Canada	2
28. Ullrich's Pembroke	2

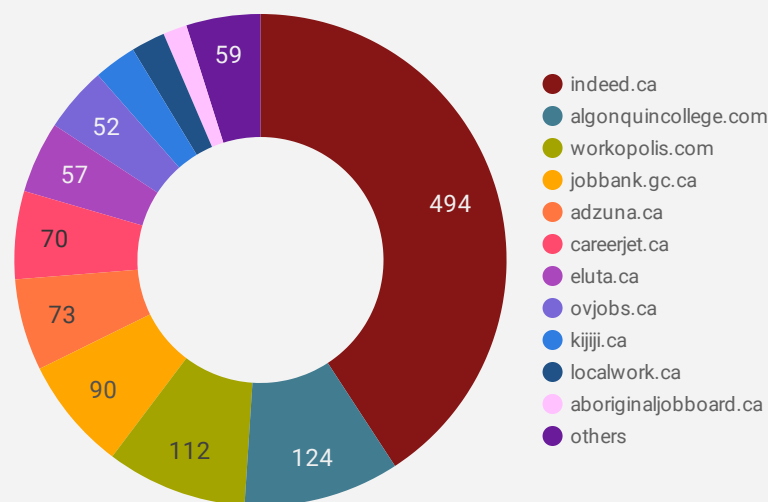
JOB POSTINGS BY JOB BOARD

What share of unique job postings appear on each job board?



COMPANIES BY JOB BOARD

What share of unique job postings appear on each job board?



JOB POSTING DETAILS BY JOB BOARD

How does job posting activity differ by job board?

	JOB BOARD	POSTING COUNT ▾	AVG POSTING LENGTH IN DAYS	MEDIAN POSTING LENGTH IN DAYS	# OF COMPANIES
1.	indeed.ca	1,125	20.8	21	494
2.	careerjet.ca	237	23.6	35	70
3.	eluta.ca	208	20.7	21	57
4.	adzuna.ca	196	14.0	14	73
5.	workopolis.com	165	14.0	14	112
6.	algonquincollege.com	162	27.0	14	124
7.	jobbank.gc.ca	161	27.6	16	90
8.	ovjobs.ca	122	33.8	31	52
9.	network.applytoeducation.com	110	11.4	6	5
10.	jobillico.com	58	19.4	15	14
11.	localwork.ca	51	4.7	2	27
12.	kijiji.ca	36	15.0	15	34
13.	aboriginaljobboard.ca	23	25.5	26	19
14.	canadacareer.ca	19	46.8	39	14
15.	careerbuilder.ca	11	22.6	30	6
16.	en.agilus.ca	6	13.0	9	1
17.	careerarc.com	6	27.0	23	5
18.	rncareers.ca	6	46.2	53	4