

JOB DEMAND REPORT

JUNE 2022

HIGHLIGHTS

JOB POSTINGS BY THE NUMBERS

POSTING COUNT	NEW THIS MONTH	COMPANIES	JOB BOARDS
3,235	1,931	1,104	25

OF DAYS POSTED

AVERAGE	MEDIAN
23.6	22

REPORT BUILDER

The default filter selection below will show all job demand data for the month. You can use the filters to create a customized report for the purpose of understanding a subset of the data.

OCCUPATION FILTERS

SKILL TYPE NAME / 1-DIGIT NOC ▾

MAJOR GROUP / 2-DIGIT NOC ▾

MINOR GROUP / 3-DIGIT NOC ▾

UNIT GROUP / 4-DIGIT NOC ▾

SKILL LEVEL ▾

JOB TYPE ▾

JOB DURATION ▾

ADDITIONAL LANGUAGE ▾

SPECIFIC JOB TAGS ▾

OTHER FILTERS

MUNICIPALITY ▾

COUNTY ▾

JOB BOARD ▾

NOC = National Occupation Classification | NAICS = North American Industry Classification System

Page 1 of 13

Source:

Job posting data is collected by the Labour Market Group of Renfrew & Lanark from job boards and employer websites that recruit candidates in the County of Renfrew, Lanark County, the Town of Smith Falls, and the City of Pembroke.

Canada

EMPLOYMENT
ONTARIO

EMPLOI
ONTARIO

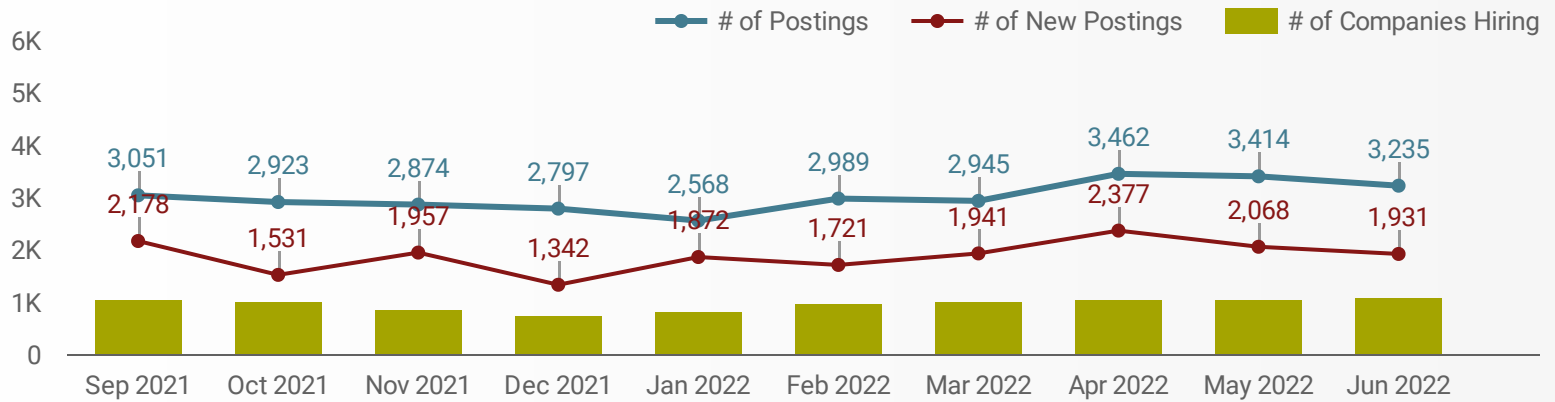
Ontario

This Employment Ontario service is funded in part by the Government of Canada and the Government of Ontario.

Ce service Emploi Ontario est financé en partie par le gouvernement du Canada et le gouvernement de l'Ontario.

JOB POSTINGS BY MONTH

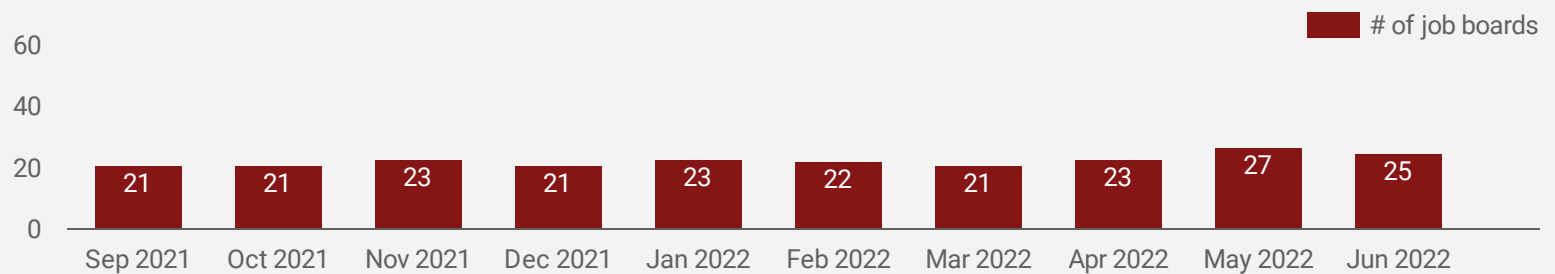
How many job postings were active for at least 1 day this month?



NOTE: This graph cannot be filtered using the controls on the cover page

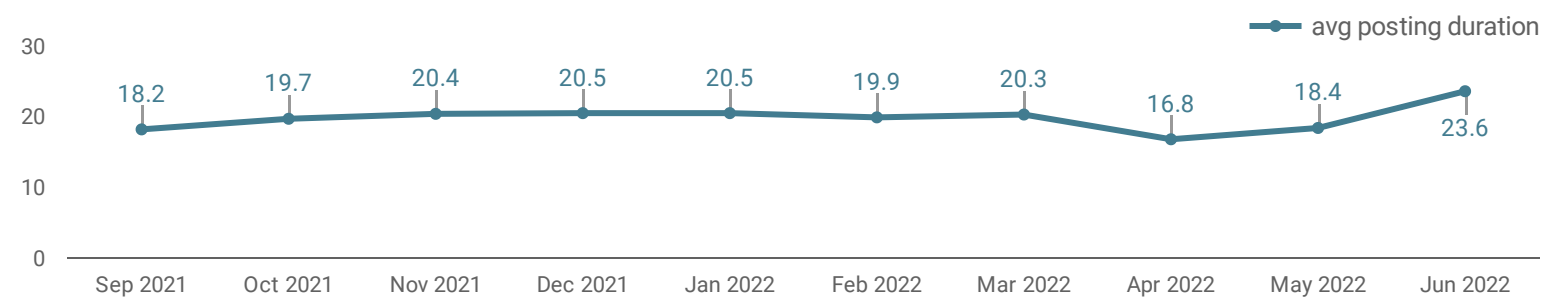
NUMBER OF ACTIVE JOB BOARDS

How many job postings were active for at least 1 day this month on these job boards?



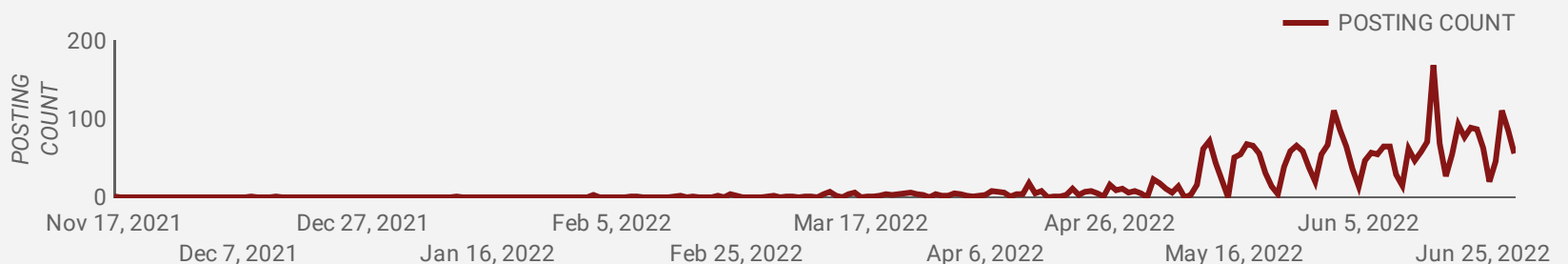
AVG & MEDIAN POSTING LENGTH BY DAYS

How long are employers having to recruit for to find candidates to fill their job vacancies?



POST DATE TIMELINE FOR THIS MONTH'S ACTIVE JOB POSTINGS

How many job postings were active for at least 1 day this month?



JOB POSTINGS BY MUNICIPALITY

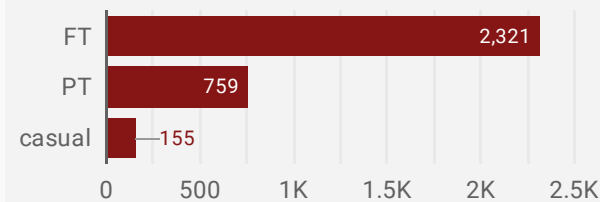
How many job postings were active for at least 1 day this month?

	MUNICIPALITY	POSTING COUNT	AVG POSTING LENGTH IN DAYS	MEDIAN POSTING LENGTH IN DAYS
1.	Pembroke	902	21.8	22
2.	Carleton Place	390	22.0	22
3.	Smiths Falls	335	23.3	22
4.	Perth	312	28.3	22
5.	Arnprior	240	32.1	22
6.	Renfrew	240	24.9	22
7.	Petawawa	224	19.1	17
8.	Laurentian Hills	194	28.0	22
9.	Mississippi Mills	110	20.5	22
10.	Deep River	57	21.9	22
11.	Whitewater Region	43	18.6	22

1 - 26 / 26

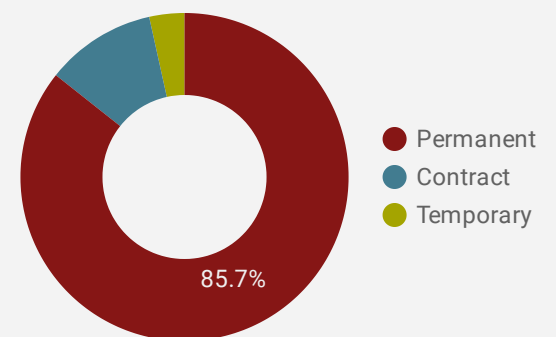
JOB TYPE

Full-time vs Part-time



JOB DURATION

Permanency of jobs posted



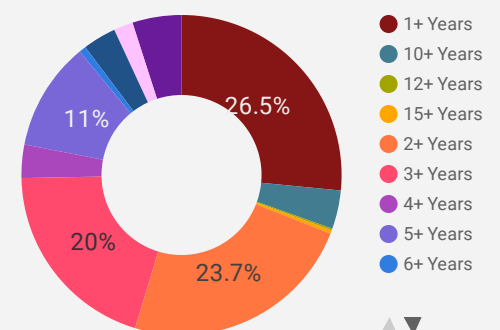
JOB POSTINGS BY COUNTY/CITY/TOWN

How many job postings were active for at least 1 day this month?

	UPPER TIER	POSTING COUNT	AVG POSTING LENGTH IN DAYS	MEDIAN POSTING LENGTH IN DAYS
1.	Renfrew County	1,090	25.0	22
2.	Pembroke	902	21.8	22
3.	Lanark County	886	23.8	22
4.	Smiths Falls	335	23.3	22

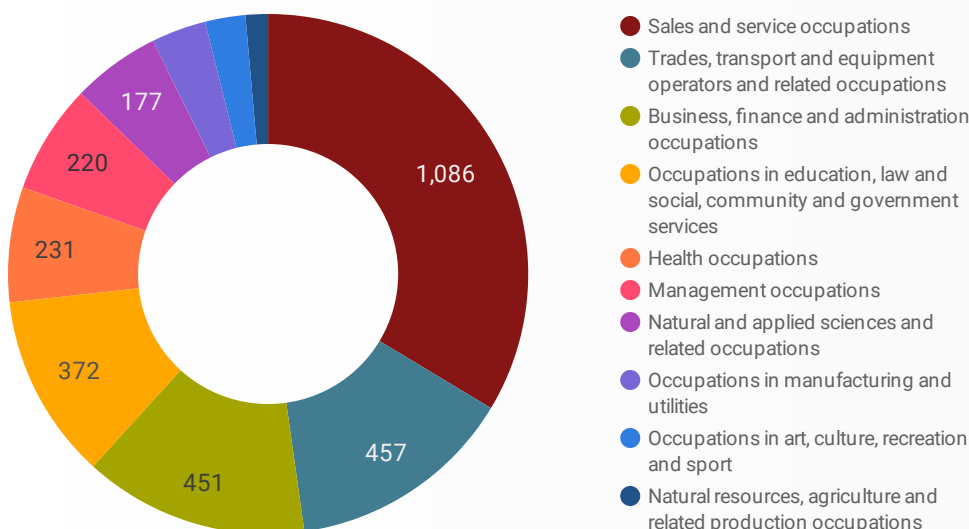
JOB EXPERIENCE

Job Postings by Experience Level Required



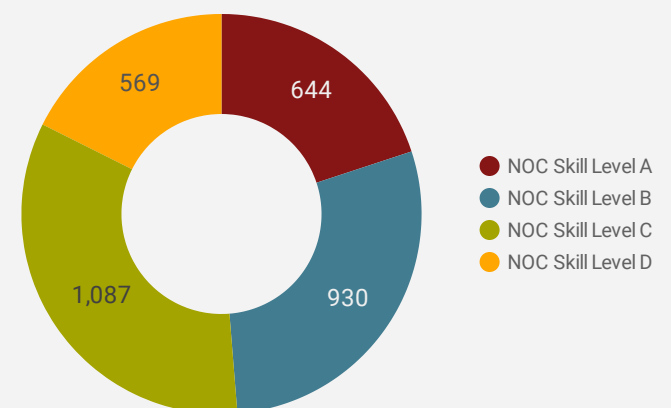
JOB POSTINGS BY SKILL TYPE

What skill type is being recruited?



JOB POSTINGS BY SKILL LEVEL

What education do occupations typically require?



Skill Level A = Usually University education | Skill Level B = Usually College education or Apprenticeship training | Skill Level C = Usually Secondary education or occupation-specific training | Skill Level D = Usually on-the-job training

TOP HIRING EMPLOYERS & AGENCIES

Who is hiring?

	COMPANY	MUNICIPALITY	POSTINGS COUNT ▾	AVG POSTING LENGTH IN DAYS	MEDIAN POSTING LENGTH IN DAYS
1.	Canadian Nuclear Laboratories (CNL)	Laurentian Hills	141	29.9	22
2.	Pembroke Regional Hospital (PRH)	Pembroke	90	22.0	22
3.	Canadian Forces Morale & Welfare Services (CFMWS)	Petawawa	58	18.6	21
4.	Home Depot of Canada Inc.	Carleton Place	26	11.7	15
5.	Perth and Smiths Falls District Hospital, Smiths Falls	Smiths Falls	22	22.0	22
6.	Home Depot	Carleton Place	21	17.7	22
7.	Roseburg Forest Products Co.	Pembroke	19	24.3	15
8.	Renfrew County District School Board	Pembroke	19	7.1	7
9.	Marianhill Inc.	Pembroke	19	62.6	63
10.	Staples, Pembroke	Pembroke	18	22.0	22
11.	Upper Canada District School Board	Smiths Falls	18	9.2	6
12.	Walmart	Pembroke	17	2.6	2
13.	Renfrew County Catholic District School Board	Pembroke	16	17.7	22
14.	Walmart Canada Corp.	Pembroke	16	22.0	22
15.	Walmart Canada	Pembroke	16	18.1	15
16.	Sienna Senior Living Inc.	Arnprior	15	37.7	35
17.	Home Depot	Pembroke	15	16.2	20
18.	Metro Inc.	Pembroke	15	15.0	15
19.	Carefor Health & Community Services	Pembroke	15	28.8	22
20.	Michaels Arts and Crafts Store, Pembroke	Pembroke	15	16.6	20
21.	Renfrew Victoria Hospital (RVH)	Renfrew	14	19.0	22
22.	Algonquin College of Applied Arts & Technology	Pembroke	14	22.0	22
23.	Bayshore HealthCare	Pembroke	13	18.1	22
24.	Chartwell Retirement Residences	Pembroke	13	22.0	22
25.	Home Depot of Canada Inc.	Pembroke	13	14.4	15
26.	Almonte General Hospital (AGH)	Mississippi Mills	12	20.8	22
27.	Jpb Fabricationservices Inc.	Smiths Falls	12	48.1	57
28.	City of Pembroke	Pembroke	12	31.5	37
29.	Shopify	Mississippi Mills	12	23.1	22
30.	Canopy Growth Corporation	Smiths Falls	12	20.0	22
31.	Dexterra Group	Petawawa	12	17.0	22

TOP HOURLY WAGES IN JOB POSTINGS

What are employers willing to pay to find the perfect candidate?

of Minimum Wage Job Postings

53

	JOB TITLE	COMPANY	LOCATION	WAGE VALUE ▾
1.	Physician, Emergency Department	Renfrew Victoria Hospital (RVH)	Renfrew	319
2.	Remote/rural Community Nursing	Mobile Healthcare Services	Pembroke	74
3.	Operations Vice-president - Financial, Communications and Other Business Services - Holiday Inn Express Pembroke	Holiday Inn Pembroke	Pembroke	58.25
4.	Interim Manager, Medical Surgical Unit & Emergency Department Temporary Ful	Carleton Place and District Memorial Hospital (CPDMH)	Carleton Place	55.43
5.	Registered Nurse	Marianhill Inc.	Pembroke	53.88
6.	Sales Planning Manager	7 DECEMBERÂ:1921 ONTARIO INC.	Whitewater Region	52.6
7.	Registered Nurse, Medical, Surgical, Icu Unit	Renfrew Victoria Hospital (RVH)	Renfrew	49.02
8.	Registered Nurse, Medical, Surgical And Special Care Unit	Renfrew Victoria Hospital (RVH)	Renfrew	49.02
9.	Physiotherapist	Carleton Place and District Memorial Hospital (CPDMH)	Carleton Place	48.21
10.	Dental Hygienist, Allmonte	Allmonte Dental Center	Allmonte Dental Center	48
				1 - 100 / 391 < >

TOP SALARIES IN JOB POSTINGS

What are employers willing to pay to find the perfect candidate?


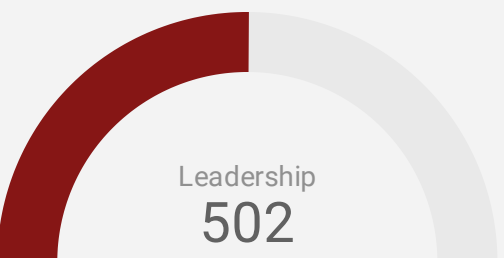
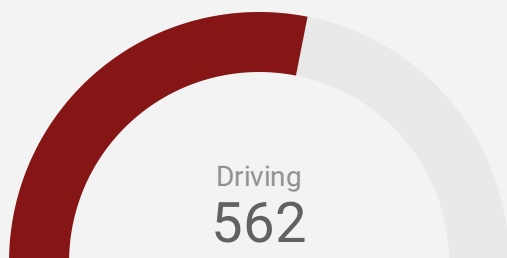
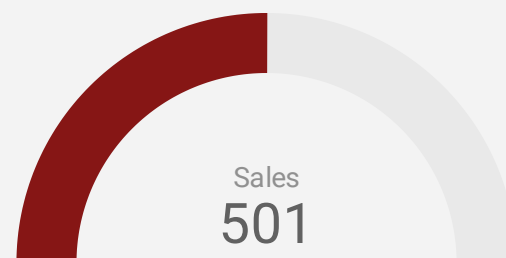
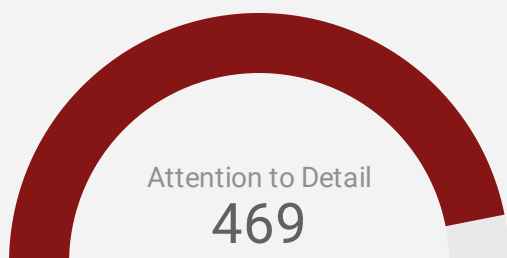
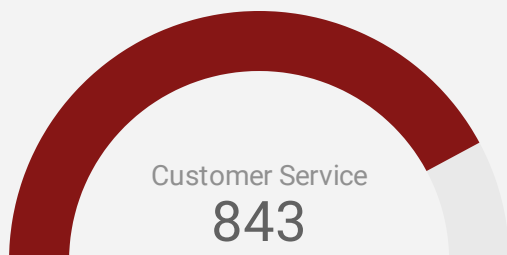
	JOB TITLE	COMPANY	LOCATION	WAGE VALUE ▾
1.	Engineering Manager	Skyline Group (Cougar Concrete Global Inc)	Perth	120,000
2.	Real Estate Listing Agent	Synicky & Associates	Arnprior	115,000
3.	Data Scientist	Ministry of Labour, Training and Skills Development	Pembroke	110,338
4.	Real Estate Buyers Salesperson	Synicky & Associates	Arnprior	110,000
5.	Manager Of Community Development (planner-edo)	Township of Whitewater Region	Whitewater Region	101,556
6.	It Systems Analyst (erp Specialist)	Magellan Aerospace	Renfrew	100,000
7.	Manager Of Economic Development	County of Renfrew	Pembroke	95,841
8.	Tow Truck Operator	A1 Towing	Carleton Place	88,876.3
9.	Industrial Millwright	Scapa Tapes North America	Renfrew	82,500
10.	Coordinator, Construction Services	Defence Construction Canada	Petawawa	81,310
				1 - 100 / 476 < >

TOP IN-DEMAND SKILLS

How many times were these skills found in job postings?

ACTIVE JOB POSTINGS THIS MONTH

3,235

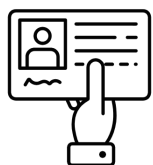


KEY JOB REQUIREMENTS

How often are these requirements desired in job postings?

ACTIVE JOB POSTINGS THIS MONTH

3,235



Driver's License

51



First Aid

143



Regular Access to a Vehicle

174



Criminal Record Check

252



Microsoft Office

158



Food Safety

92

JOB POSTINGS BY SKILL LEVEL, FREQUENCY, & DURATION

What jobs are in-demand and/or hard to fill?

	4 DIGIT NOC	4 DIGIT NOC NAME	SKILL LEVEL	POSTING COUNT	AVG POSTING LENGTH IN DAYS	MEDIAN POSTING LENGTH IN DAYS
1.	6421	Retail salespersons	NOC Skill Level C	219	20.7	22
2.	6711	Food counter attendants, kitchen helpers and related support occupations	NOC Skill Level D	133	29.3	22
3.	4412	Home support workers, housekeepers and related occupations	NOC Skill Level C	94	25.2	22
4.	6552	Other customer and information services representatives	NOC Skill Level C	93	19.8	22
5.	4032	Elementary school and kindergarten teachers	NOC Skill Level A	89	8.8	6
6.	6731	Light duty cleaners	NOC Skill Level D	88	23.1	22
7.	6322	Cooks	NOC Skill Level B	81	26.1	22
8.	1221	Administrative officers	NOC Skill Level B	77	25.1	22
9.	7452	Material handlers	NOC Skill Level C	64	15.6	15
10.	6611	Cashiers	NOC Skill Level D	60	22.2	22
11.	4212	Social and community service workers	NOC Skill Level B	56	19.1	22
12.	5254	Program leaders and instructors in recreation, sport and fitness	NOC Skill Level B	51	20.0	19
13.	7611	Construction trades helpers and labourers	NOC Skill Level D	51	39.3	22
14.	7514	Delivery and courier service drivers	NOC Skill Level C	50	22.3	22
15.	621	Retail and wholesale trade managers	NOC Skill Level A	47	21.1	22
16.	7511	Transport truck drivers	NOC Skill Level C	47	26.0	22
17.	6311	Food service supervisors	NOC Skill Level B	43	33.9	22
18.	3012	Registered nurses and registered psychiatric nurses	NOC Skill Level A	42	25.4	22
19.	6513	Food and beverage servers	NOC Skill Level C	38	25.1	22
20.	9619	Other labourers in processing, manufacturing and utilities	NOC Skill Level D	37	24.4	22
21.	7612	Other trades helpers and labourers	NOC Skill Level D	37	27.0	22
22.	6622	Store shelf stockers, clerks and order fillers	NOC Skill Level D	37	16.7	22
23.	1241	Administrative assistants	NOC Skill Level B	35	21.4	22
24.	7271	Carpenters	NOC Skill Level B	34	20.9	22
25.	3233	Licensed practical nurses	NOC Skill Level B	33	27.5	22
26.	1414	Receptionists	NOC Skill Level C	32	28.0	22
27.	6733	Janitors, caretakers and building superintendents	NOC Skill Level D	32	22.2	21
28.	8612	Landscaping and grounds maintenance labourers	NOC Skill Level D	30	36.3	22
29.	6211	Retail sales supervisors	NOC Skill Level B	29	20.2	22
--	----	-----	-----	--	---	--

JOB POSTINGS BY 3-DIGIT NATIONAL OCCUPATION CLASSIFICATION

What jobs are hard to fill and/or in-demand?

	3 DIGIT NOC	3 DIGIT NOC NAME	SKILL LEVEL	POSTING COUNT ▼	AVG POSTING LENGTH IN DAYS	MEDIAN POSTING LENGTH IN DAYS
1.	642	Retail salespersons	NOC Skill Level C	219	20.7	22
2.	673	Cleaners	NOC Skill Level D	138	23.2	22
3.	671	Food counter attendants, kitchen helpers and related support occupations	NOC Skill Level D	133	29.3	22
4.	441	Home care providers and educational support occupations	NOC Skill Level C	114	23.5	22
5.	403	Secondary and elementary school teachers and educational counsellors	NOC Skill Level A	112	9.1	6
6.	751	Motor vehicle and transit drivers	NOC Skill Level C	105	23.7	22
7.	655	Customer and information services representatives	NOC Skill Level C	103	20.4	22
8.	122	Administrative and regulatory occupations	NOC Skill Level B	99	26.9	22
9.	421	Paraprofessional occupations in legal, social, community and education services	NOC Skill Level B	92	25.5	22
10.	761	Trades helpers and labourers	NOC Skill Level D	88	33.8	22
11.	632	Chefs and cooks	NOC Skill Level B	86	28.3	22
12.	745	Longshore workers and material handlers	NOC Skill Level C	64	15.6	15
13.	661	Cashiers	NOC Skill Level D	60	22.2	22
14.	141	General office workers	NOC Skill Level C	57	21.9	22
15.	152	Supply chain logistics, tracking and scheduling co-ordination occupations	NOC Skill Level C	55	23.1	22
16.	124	Office administrative assistants - general, legal and medical	NOC Skill Level B	54	21.4	22
17.	662	Other sales support and related occupations	NOC Skill Level D	53	21.0	22
18.	631	Service supervisors	NOC Skill Level B	52	29.8	22
19.	525	Athletes, coaches, referees and related occupations	NOC Skill Level B	52	20.0	19.5
20.	651	Occupations in food and beverage service	NOC Skill Level C	52	23.7	22
21.	323	Other technical occupations in health care	NOC Skill Level B	47	23.8	22
22.	151	Mail and message distribution occupations	NOC Skill Level C	47	18.7	22
23.	062	Retail and wholesale trade managers	NOC Skill Level A	47	21.1	22
24.	341	Assisting occupations in support of health services	NOC Skill Level C	44	25.9	22
25.	321	Medical technologists and technicians (except dental health)	NOC Skill Level B	44	21.4	22
26.	143	Financial, insurance and related administrative support workers	NOC Skill Level C	44	17.5	22
27.	111	Auditors, accountants and investment professionals	NOC Skill Level A	43	19.7	22
28.	301	Professional occupations in nursing	NOC Skill Level A	42	25.4	22
29.	961	Labourers in processing, manufacturing and utilities	NOC Skill Level D	42	23.0	22

JOB POSTINGS BY 2-DIGIT NATIONAL OCCUPATION CLASSIFICATION

What jobs are hard to fill and/or in-demand?

	2 DIGIT NOC	2 DIGIT NOC NAME	SKILL LEVEL	POSTING COUNT ▾	AVG POSTING LENGTH IN DAYS	MEDIAN POSTING LENGTH IN DAYS
1.	67	Service support and other service occupations, n.e.c.	NOC Skill Level D	291	26.3	22
2.	64	Sales representatives and salespersons - wholesale and retail trade	NOC Skill Level C	231	20.9	22
3.	65	Service representatives and other customer and personal services occupations	NOC Skill Level C	203	22.1	22
4.	63	Service supervisors and specialized service occupations	NOC Skill Level B	172	27.2	22
5.	12	Administrative and financial supervisors and administrative occupations	NOC Skill Level B	162	24.9	22
6.	75	Transport and heavy equipment operation and related maintenance occupations	NOC Skill Level C	138	25.0	22
7.	44	Care providers and educational, legal and public protection support occupations	NOC Skill Level C	116	24.3	22
8.	40	Professional occupations in education services	NOC Skill Level A	114	9.2	6
9.	66	Sales support occupations	NOC Skill Level D	113	21.6	22
10.	14	Office support occupations	NOC Skill Level C	107	20.9	22
11.	15	Distribution, tracking and scheduling co-ordination occupations	NOC Skill Level C	102	21.1	22
12.	72	Industrial, electrical and construction trades	NOC Skill Level B	100	25.4	22
13.	32	Technical occupations in health	NOC Skill Level B	95	22.6	22
14.	76	Trades helpers, construction labourers and related occupations	NOC Skill Level D	93	33.2	22
15.	42	Paraprofessional occupations in legal, social, community and education services	NOC Skill Level B	92	25.5	22
16.	74	Other installers, repairers and servicers and material handlers	NOC Skill Level C	92	23.5	20
17.	21	Professional occupations in natural and applied sciences	NOC Skill Level A	89	23.7	22
18.	22	Technical occupations related to natural and applied sciences	NOC Skill Level B	88	28.2	22
19.	62	Retail sales supervisors and specialized sales occupations	NOC Skill Level B	76	23.8	22
20.	52	Technical occupations in art, culture, recreation and sport	NOC Skill Level B	75	20.9	22
21.	06	Middle management occupations in retail and wholesale trade and customer services	NOC Skill Level A	73	20.1	22
22.	11	Professional occupations in business and finance	NOC Skill Level A	73	21.4	22
23.	01	Senior managers - construction, transportation, production and utilities	NOC Skill Level A	56	23.5	22
24.	41	Professional occupations in law and social, community and government services	NOC Skill Level A	50	25.2	22
25.	31	Professional occupations in health (except nursing)	NOC Skill Level A	50	26.3	22
26.	34	Assisting occupations in support of health services	NOC Skill Level C	44	25.9	22
27.	96	Labourers in processing, manufacturing and utilities	NOC Skill Level D	42	23.9	22

MULTILINGUAL JOB POSTINGS BY THE NUMBERS

ACTIVE POSTINGS
234

NEW POSTINGS
0

COMPANIES
135

LANGUAGES
5

OF DAYS POSTED

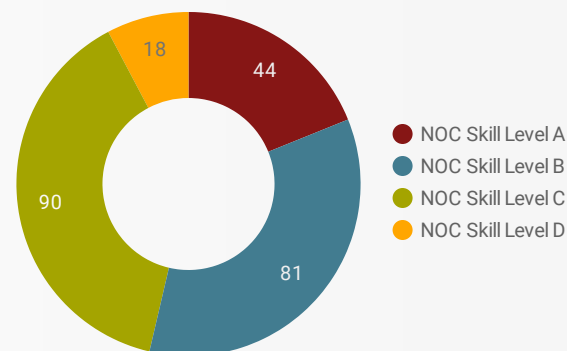
AVERAGE
24.6

MEDIAN
22

MULTILINGUAL JOB POSTINGS BY SKILL LEVEL

What language skills are employers looking for by occupational skill level?

- 44** Skill Level A - Management/ Professional Occupations usually requiring University
- 81** Skill Level B - Usually college education or apprenticeship training
- 90** Skill Level C - Usually secondary education or occupation-specific training
- 18** Skill Level D - Usually on-the-job training

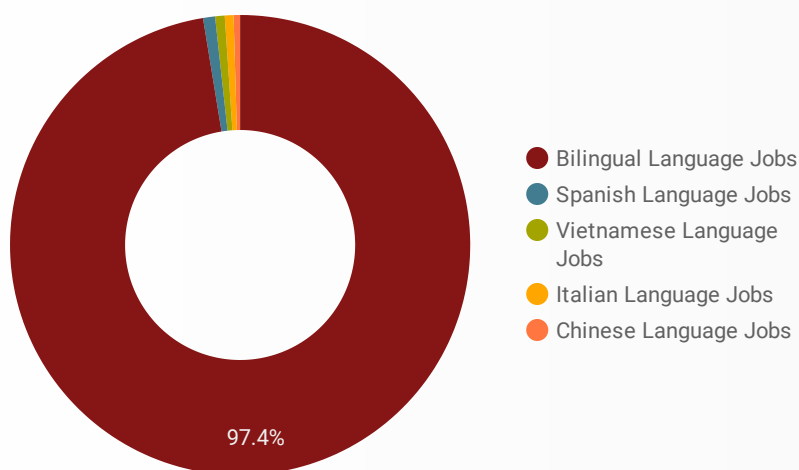


SKILL LEVEL / POSTING COUNT

LANGUAGES	NOC Skill Level A	NOC Skill Level B	NOC Skill Level C	NOC Skill Level D
Bilingual Lan...
Italian Lang...		2	2	
Spanish Lang...	1		1	
Chinese Lang...	1			
Vietnamese L...		1		

LANGUAGE SKILLS BREAKDOWN

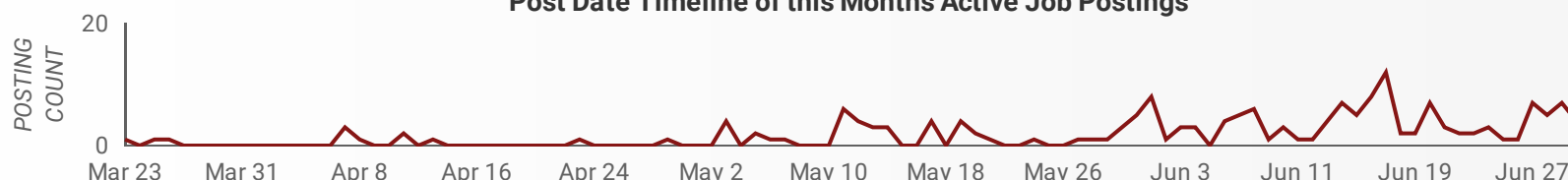
Which kinds of language skills do employers seek?



LANGUAGES	POSTING COUNT
1. Bilingual Language Jobs	226
2. Italian Language Jobs	4
3. Spanish Language Jobs	2
4. Vietnamese Language Jobs	1
5. Chinese Language Jobs	1

1 - 5 / 5 < >

Post Date Timeline of this Month's Active Job Postings



LANGUAGE SKILLS BEING RECRUITED BY SKILL TYPE

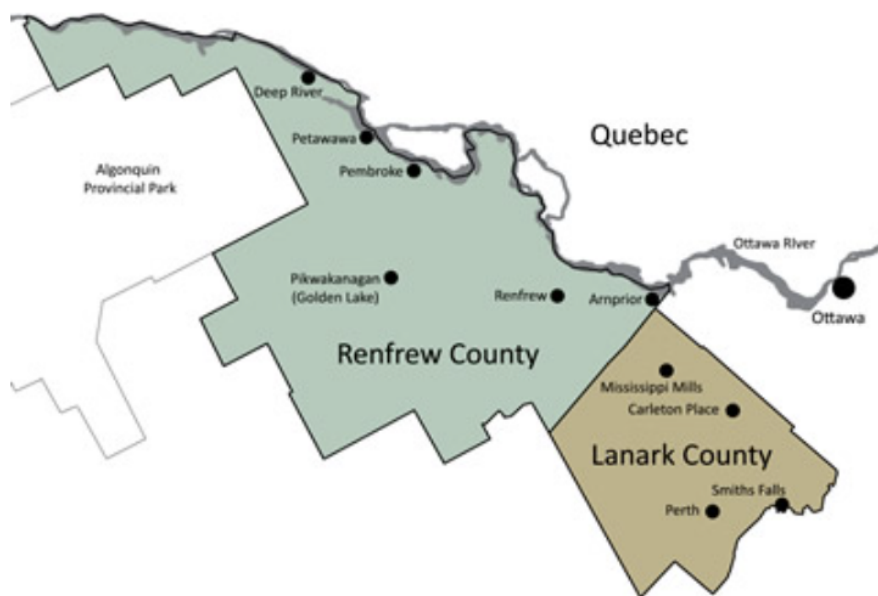
What language skills are sought by 1-Digit NOC?

SKILL TYPE NAME	Bilingual Lan...	Italian Lang...	Spanish Lan...	Chinese Lan...	Vietnamese...	Grand total
Business, finance and administration occu...	39		1			40
Health occupations	28					28
Management occupations	6					6
Natural and applied sciences and related o...	11		1			12
Occupations in art, culture, recreation and ...	14					14
Occupations in education, law and social, ...	49			1		50
Sales and service occupations	58	4			1	63
Trades, transport and equipment operator...	20					20
Grand total	225	4	2	1	1	233

MULTILINGUAL JOB POSTINGS BY MUNICIPALITY

What language skills are sought by 4-Digit NOC?

	MUNICIPALITY	JOB LANGUAGES	AVG POSTING LENGTH IN DAYS	MEDIAN POSTING LENGTH IN DAYS
1.	Pembroke	81	30.0	22
2.	Carleton Place	38	22.7	22
3.	Petawawa	38	21.2	17
4.	Arnprior	20	22.9	22
5.	Smiths Falls	18	16.0	22
6.	Perth	14	16.7	15
7.	Renfrew	11	23.4	22
8.	Mississippi Mills	6	22.0	22
9.	McNab/Braeside	2		
10.	Deep River	2		
11.	Tay Valley	1		
12.	Lanark Highlands	1		
13.	Whitewater	1	22.0	22



	UPPER TIER	JOB LANGUAGES	AVG POSTING LENGTH IN DAYS	MEDIAN POSTING LENGTH IN DAYS
1.	Pembroke	81	30.0	22
2.	Renfrew County	75	22.1	22
3.	Lanark County	60	21.5	22
4.	Smiths Falls	18	16.0	22

LANGUAGE DEMAND BY JOB

What language skills are sought by 4-Digit NOC?

4 DIGIT NOC NAME	POSTINGS
1. Retail salespersons	20
2. Program leaders and instructors in recreati...	12
3. Social and community service workers	12
4. Home support workers, housekeepers and r...	12
5. Letter carriers	11
6. Early childhood educators and assistants	9
7. Cooks	9
8. Other customer and information services re...	9
9. Administrative officers	7
10. Receptionists	7
11. Light duty cleaners	6
12. Elementary school and kindergarten teachers	6
13. Registered nurses and registered psychiatri...	5
14. Food counter attendants, kitchen helpers an...	4
15. Nurse aides, orderlies and patient service a...	4
16. Lawyers and Quebec notaries	3
17. Material handlers	3
18. Food and beverage servers	3
19. Other trades helpers and labourers	3
20. Residential and commercial installers and s...	3
21. Medical sonographers	3
22. Employment counsellors	3
23. Other assisting occupations in support of h...	3
24. Air traffic controllers and related occupations	2
25. Customer services representatives - financi...	2
26. User support technicians	2
27. Physiotherapists	2
28. Secondary school teachers	2
29. Medical administrative assistants	2
30. Transport truck drivers	2
31. Licensed practical nurses	2
32. Janitors, caretakers and building superinten...	2

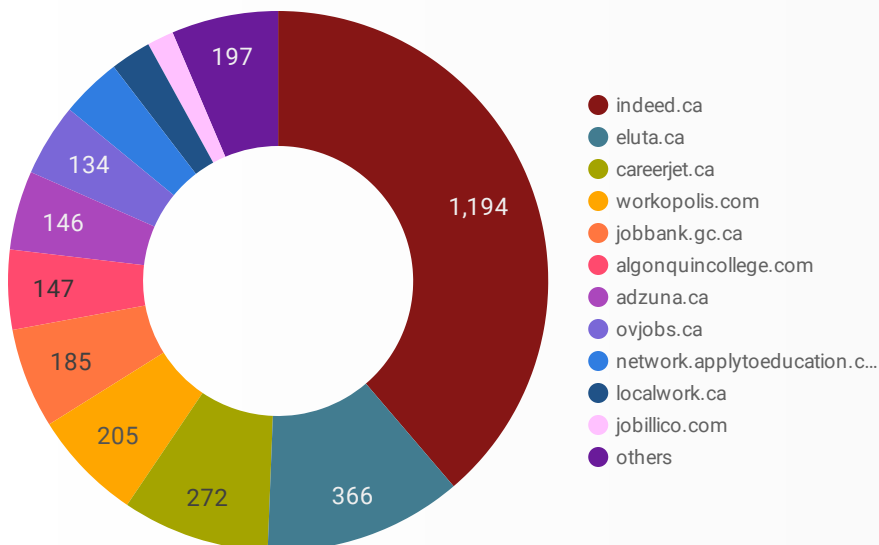
MULTILINGUAL HIRING EMPLOYERS

Which employers are seeking multilingual candidates?

COMPANY	POSTINGS
1. Marianhill Inc.	15
2. Canadian Forces Morale & Welfare Services (CFMWS)	13
3. Pembroke Regional Hospital (PRH)	9
4. Carefor Health & Community Services	9
5. Petawawa Military Family Resource Centre, Petawawa	7
6. The Source (Bell) Electronics Inc.	7
7. Liquor Control Board of Ontario / LCBO	5
8. Upper Canada District School Board	4
9. Canada Post - Postes Canada	4
10. Canada Post Corporation	4
11. McKesson Canada	3
12. Canada Post	3
13. Carleton Place Terrace "Symphony Senior Living	3
14. CNIB Foundation	3
15. CAE	3
16. Home and Community Care Support Services Champlain	3
17. BELL MOBILITY/BELL MOBILITÄ%	2
18. Eastside Marios	2
19. Family and Children's Services of County of Renfrew	2
20. La Coccinelle	2
21. Royal Bank of Canada	2
22. FAMILY & CHILDREN SERV.	2
23. Sand Point Golf and Greenside Tavern	2
24. Conseil des Écoles catholiques du Centre-Est	2
25. Canopy Growth Corporation	2
26. Renfrew County District School Board	2
27. Conseil des Écoles catholiques du Centre-Est / CECCE	2
28. Indigo Books & Music Inc.	2

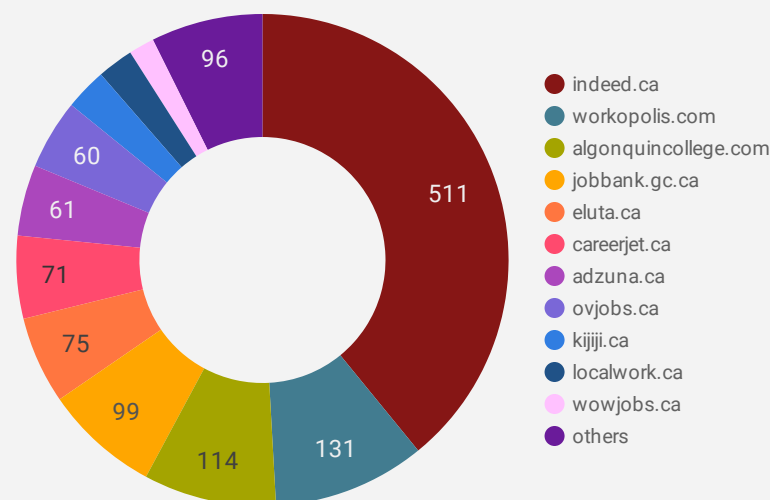
JOB POSTINGS BY JOB BOARD

What share of unique job postings appear on each job board?



COMPANIES BY JOB BOARD

What share of unique job postings appear on each job board?



JOB POSTING DETAILS BY JOB BOARD

How does job posting activity differ by job board?

	JOB BOARD	POSTING COUNT ▾	AVG POSTING LENGTH IN DAYS	MEDIAN POSTING LENGTH IN DAYS	# OF COMPANIES
1.	indeed.ca	1,194	21.8	22	511
2.	eluta.ca	366	21.9	22	75
3.	careerjet.ca	272	28.8	32	71
4.	workopolis.com	205	15.0	15	131
5.	jobbank.gc.ca	185	29.6	17	99
6.	algonquincollege.com	147	37.0	31	114
7.	adzuna.ca	146	14.9	15	61
8.	ovjobs.ca	134	48.2	56	60
9.	network.applytoeducation.com	112	6.6	6	4
10.	localwork.ca	75	4.8	3	31
11.	jobillico.com	49	22.1	13	15
12.	kijiji.ca	49	15.0	15	36
13.	canadacareer.ca	37	41.1	41	21
14.	wowjobs.ca	36	31.9	31	22
15.	aboriginaljobboard.ca	21	7.0	7	18
16.	simplyhired.ca	14	32.8	34	11
17.	careerbuilder.ca	7	30.3	30	4
18.	gojobs.gov.on.ca	7	16.3	16	5