

JOB DEMAND REPORT

MAY 2022

HIGHLIGHTS

JOB POSTINGS BY THE NUMBERS

POSTING COUNT	NEW THIS MONTH	COMPANIES	JOB BOARDS
3,414	2,068	1,058	27

OF DAYS POSTED

AVERAGE	MEDIAN
18.4	22

REPORT BUILDER

The default filter selection below will show all job demand data for the month. You can use the filters to create a customized report for the purpose of understanding a subset of the data.

OCCUPATION FILTERS

SKILL TYPE NAME / 1-DIGIT NOC ▾

MAJOR GROUP / 2-DIGIT NOC ▾

MINOR GROUP / 3-DIGIT NOC ▾

UNIT GROUP / 4-DIGIT NOC ▾

SKILL LEVEL ▾

JOB TYPE ▾

JOB DURATION ▾

ADDITIONAL LANGUAGE ▾

SPECIFIC JOB TAGS ▾

OTHER FILTERS

MUNICIPALITY ▾

COUNTY ▾

JOB BOARD ▾

NOC = National Occupation Classification | NAICS = North American Industry Classification System

Page 1 of 13

Source:

Job posting data is collected by the Labour Market Group of Renfrew & Lanark from job boards and employer websites that recruit candidates in the County of Renfrew, Lanark County, the Town of Smith Falls, and the City of Pembroke.

Canada

EMPLOYMENT
ONTARIO

EMPLOI
ONTARIO

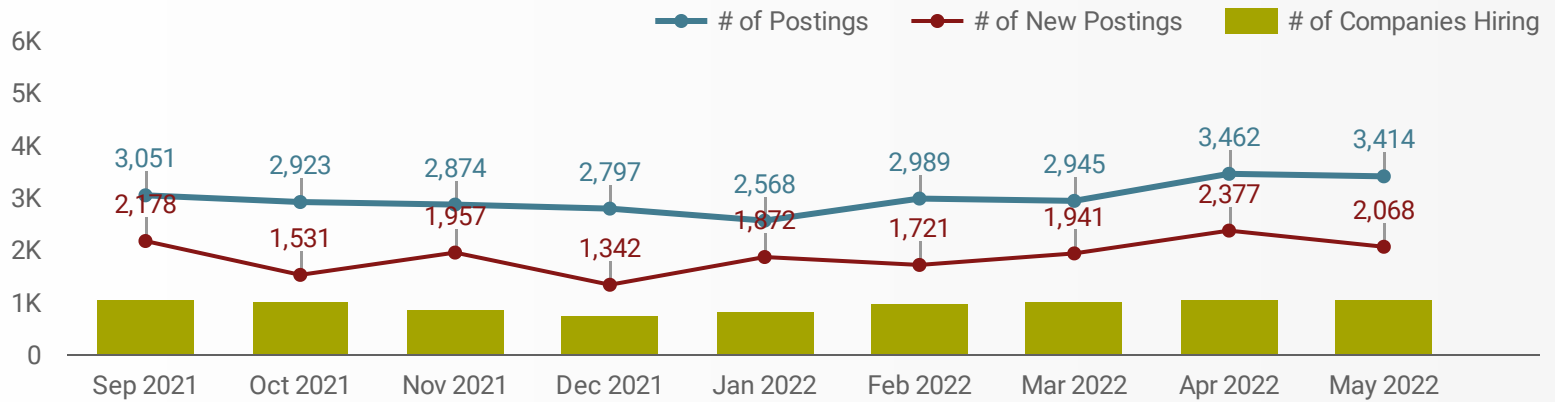
Ontario

This Employment Ontario service is funded in part by the Government of Canada and the Government of Ontario.

Ce service Emploi Ontario est financé en partie par le gouvernement du Canada et le gouvernement de l'Ontario.

JOB POSTINGS BY MONTH

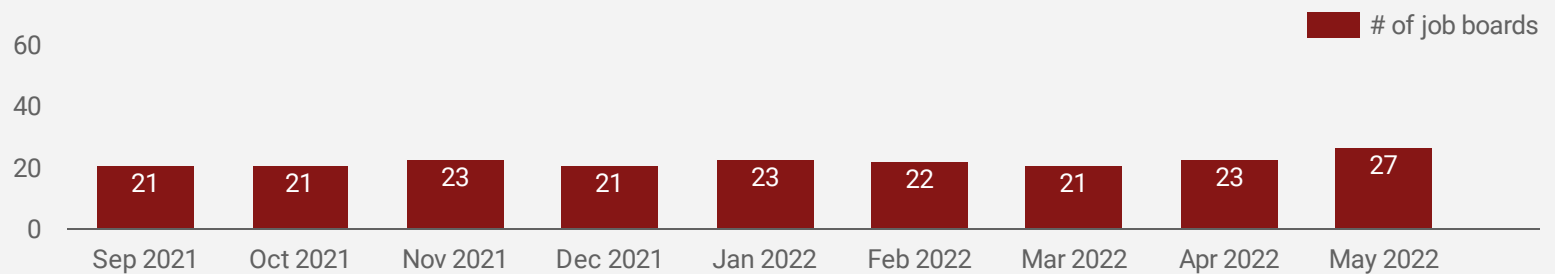
How many job postings were active for at least 1 day this month?



NOTE: This graph cannot be filtered using the controls on the cover page

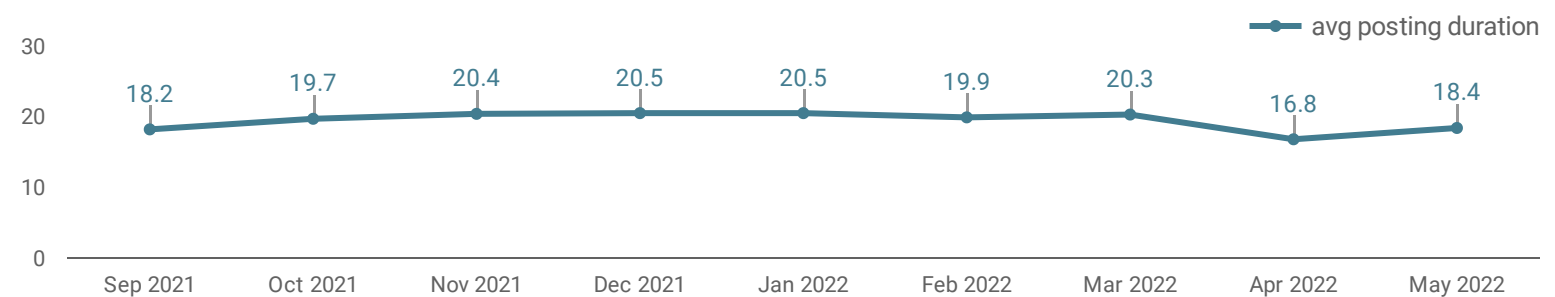
NUMBER OF ACTIVE JOB BOARDS

How many job postings were active for at least 1 day this month on these job boards?



AVG & MEDIAN POSTING LENGTH BY DAYS

How long are employers having to recruit for to find candidates to fill their job vacancies?



POST DATE TIMELINE FOR THIS MONTH'S ACTIVE JOB POSTINGS

How many job postings were active for at least 1 day this month?



JOB POSTINGS BY MUNICIPALITY

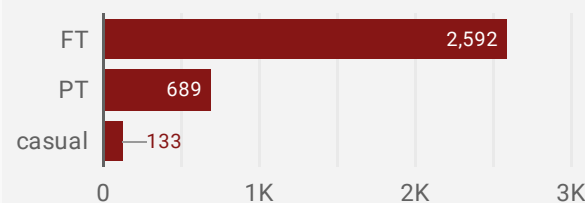
How many job postings were active for at least 1 day this month?

	MUNICIPALITY	POSTING COUNT	AVG POSTING LENGTH IN DAYS	MEDIAN POSTING LENGTH IN DAYS
1.	Pembroke	1,063	14.8	15
2.	Carleton Place	426	18.2	17
3.	Smiths Falls	313	20.7	22
4.	Perth	288	19.8	22
5.	Arnprior	283	23.9	22
6.	Renfrew	226	23.4	22
7.	Petawawa	220	20.0	15
8.	Laurentian Hills	176	21.2	22
9.	Mississippi Mills	109	17.9	22
10.	Whitewater Region	50	15.2	15
11.	Deep River	45	19.6	22

1 - 23 / 23

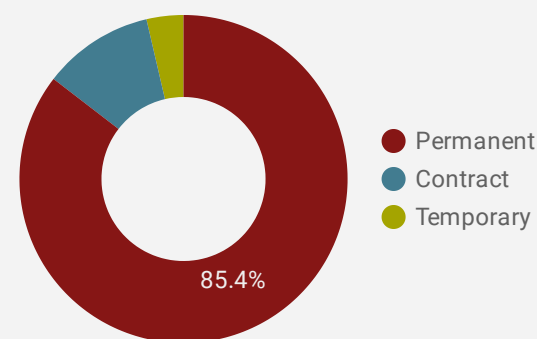
JOB TYPE

Full-time vs Part-time



JOB DURATION

Permanency of jobs posted



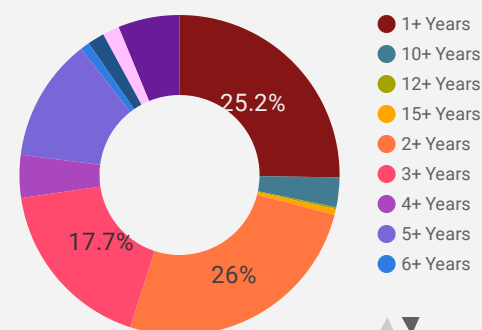
JOB POSTINGS BY COUNTY/CITY/TOWN

How many job postings were active for at least 1 day this month?

	UPPER TIER	POSTING COUNT	AVG POSTING LENGTH IN DAYS	MEDIAN POSTING LENGTH IN DAYS
1.	Renfrew County	1,093	21.3	22
2.	Pembroke	1,063	14.8	15
3.	Lanark County	910	18.7	22
4.	Smiths Falls	313	20.7	22

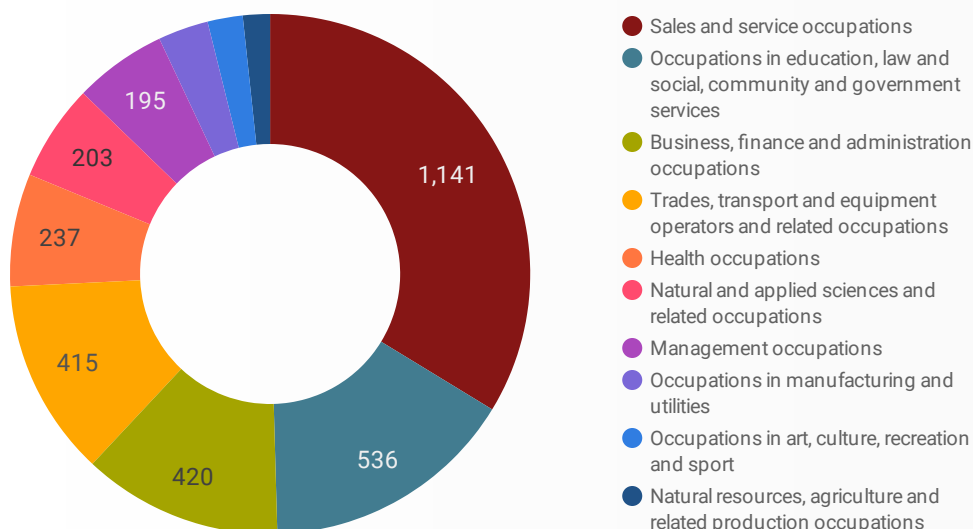
JOB EXPERIENCE

Job Postings by Experience Level Required



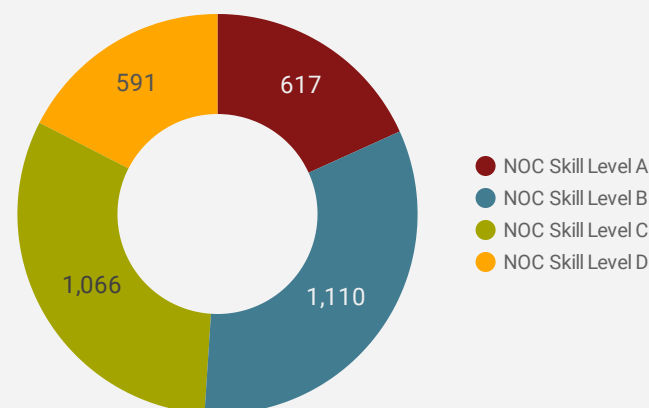
JOB POSTINGS BY SKILL TYPE

What skill type is being recruited?



JOB POSTINGS BY SKILL LEVEL

What education do occupations typically require?



Skill Level A = Usually University education | Skill Level B = Usually College education or Apprenticeship training | Skill Level C = Usually Secondary education or occupation-specific training | Skill Level D = Usually on-the-job training

TOP HIRING EMPLOYERS & AGENCIES

Who is hiring?

	COMPANY	MUNICIPALITY	POSTINGS COUNT ▾	AVG POSTING LENGTH IN DAYS	MEDIAN POSTING LENGTH IN DAYS
1.	Varsity Tutors	Pembroke	212	2.3	1
2.	Canadian Nuclear Laboratories (CNL)	Laurentian Hills	147	20.1	22
3.	Pembroke Regional Hospital (PRH)	Pembroke	111	22.0	22
4.	Canadian Forces Morale & Welfare Services (CFMWS)	Petawawa	79	14.4	13
5.	Home Depot	Carleton Place	30	12.9	17
6.	Renfrew County District School Board	Pembroke	24	12.1	9
7.	Home Depot	Pembroke	22	10.6	8
8.	Home Depot of Canada Inc.	Carleton Place	22	13.4	15
9.	RONA	Carleton Place	22	9.1	8
10.	Marianhill Inc.	Pembroke	20	46.5	56
11.	Perth and Smiths Falls District Hospital, Smiths Falls	Smiths Falls	19	37.2	22
12.	Staples, Pembroke	Pembroke	18	15.0	15
13.	Walmart Canada	Pembroke	17	18.0	15
14.	Almonte General Hospital (AGH)	Mississippi Mills	16	18.5	19
15.	Harvest Builders	Pembroke	15	10.9	12
16.	RONA inc.	Carleton Place	14	15.1	15
17.	Algonquin College of Applied Arts & Technology	Pembroke	14	22.0	22
18.	Canopy Growth Corporation	Smiths Falls	13	22.0	22
19.	The McCluskey Group/ Tim Hortons	Pembroke	13	18.4	19
20.	Home Depot of Canada Inc.	Pembroke	13	14.7	15
21.	Shopify	Mississippi Mills	12	6.9	2
22.	Upper Canada District School Board	Smiths Falls	12	5.2	6
23.	Renfrew County Catholic District School Board	Pembroke	12	29.5	22
24.	Catholic District School Board of Eastern Ontario	Carleton Place	11	5.1	5
25.	Walmart Canada	Smiths Falls	11	22.0	22
26.	Algonquin College	Pembroke	11	17.3	15
27.	Walmart	Pembroke	11	2.8	2
28.	Corporation of the County of Renfrew	Pembroke	11	20.6	22
29.	Lowe's Canada	Carleton Place	10	22.0	22
30.	Thomas Cavanagh Construction Limited	Beckwith	10	21.1	22
31.	Sienna Living	Arnprior	10	56.0	54

TOP HOURLY WAGES IN JOB POSTINGS

What are employers willing to pay to find the perfect candidate?

of Minimum Wage Job Postings

88

	JOB TITLE	COMPANY	LOCATION	WAGE VALUE ▾
1.	Physician, Emergency Department	Renfrew Victoria Hospital (RVH)	Renfrew	319
2.	Registered Nurse	Pyramid Medical Clinic	Perth	60
3.	Powerline Technician	Canadian Union of Skilled Workers	Petawawa	59
4.	Operations Vice-president - Financial, Communications And Other Business Services	Holiday Inn Express Pembroke	Pembroke	58.25
5.	Operations Vice-president - Financial, Communications and Other Business Services - Holiday Inn Express Pembroke	Holiday Inn Pembroke	Pembroke	58.25
6.	Manager Of Child Care & Early Years	County of Renfrew	Pembroke	57.29
7.	Integrated Clinical Manager Surgical Services - Top Pay	Human Capital Department	Mississippi Mills	55.43
8.	Interim Manager, Medical Surgical Unit & Emergency Department Temporary Ful	Carleton Place and District Memorial Hospital (CPDMH)	Carleton Place	55.43
9.	Integrated Manager - surgservices/mdrd/ambcare/tele med/nat Flow. Full-time	Carleton Place and District Memorial Hospital (CPDMH)	Mississippi Mills	55.43
				1 - 100 / 574 < >

TOP SALARIES IN JOB POSTINGS

What are employers willing to pay to find the perfect candidate?


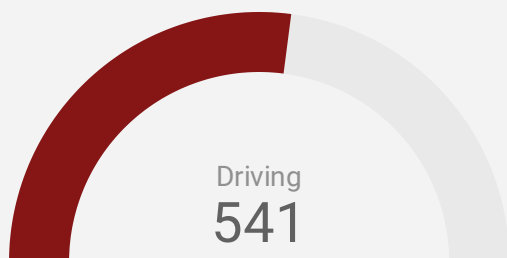
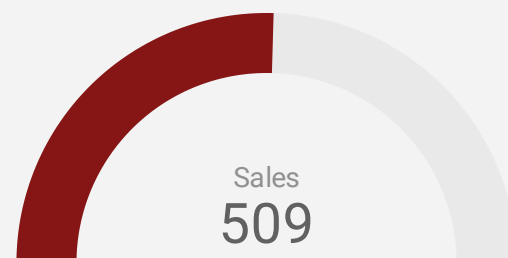
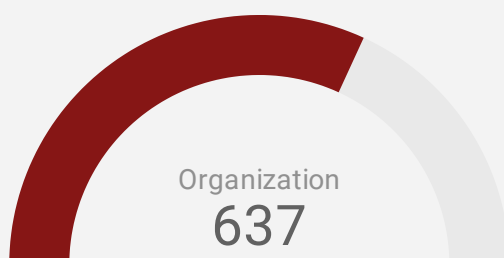
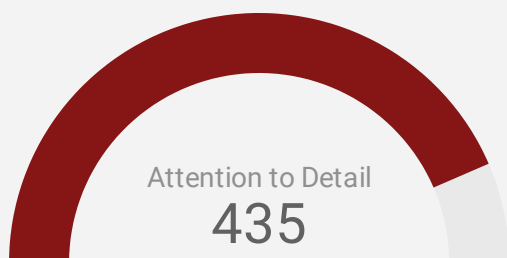
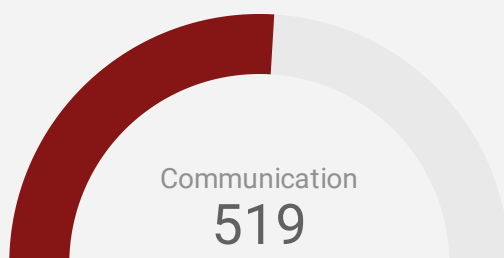
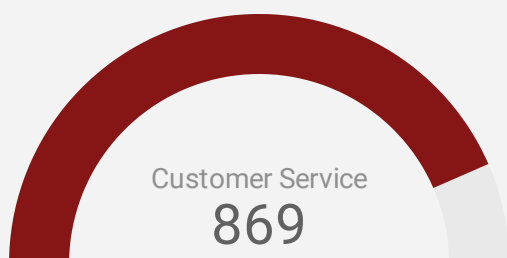
	JOB TITLE	COMPANY	LOCATION	WAGE VALUE ▾
1.	Dean, Pembroke Campus	Algonquin College	Pembroke	176,888
2.	Vice President, Human Resources	Arnprior Regional Health	Arnprior	133,226
3.	Product Specialist	Pride Marine Group	Pembroke	125,000
4.	Engineering Manager	Skyline Group	Perth	120,000
5.	Class A Auto Technician	Canadian Tire Corp Pembroke	Pembroke	120,000
6.	Manager, Health Promotion	Renfrew County District Health Unit	Pembroke	116,057
7.	Veterinarian	Pembroke Animal Hospital Professional Corporation	Pembroke	105,000
8.	Site Superintendent	Frecon Construction	Pembroke	104,000
9.	Manufacturing Engineer	Pillar5 Pharma	Arnprior	100,000
10.	Senior Backend / Sql Developer Jobs In Carleton Place	Robert Half Canada	Carleton Place	100,000
11.
				1 - 100 / 692 < >

TOP IN-DEMAND SKILLS

How many times were these skills found in job postings?

ACTIVE JOB POSTINGS THIS MONTH

3,414

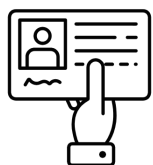


KEY JOB REQUIREMENTS

How often are these requirements desired in job postings?

ACTIVE JOB POSTINGS THIS MONTH

3,414



Driver's License

69



First Aid

135



Regular Access to a Vehicle

173



Criminal Record Check

252



Microsoft Office

175



Food Safety

69

JOB POSTINGS BY SKILL LEVEL, FREQUENCY, & DURATION

What jobs are in-demand and/or hard to fill?

	4 DIGIT NOC	4 DIGIT NOC NAME	SKILL LEVEL	POSTING COUNT	AVG POSTING LENGTH IN DAYS	MEDIAN POSTING LENGTH IN DAYS
1.	6421	Retail salespersons	NOC Skill Level C	248	17.2	22
2.	4216	Other instructors	NOC Skill Level B	223	2.8	1
3.	6711	Food counter attendants, kitchen helpers and related support occupations	NOC Skill Level D	127	21.1	22
4.	6552	Other customer and information services representatives	NOC Skill Level C	113	16.5	22
5.	4412	Home support workers, housekeepers and related occupations	NOC Skill Level C	90	20.6	22
6.	6731	Light duty cleaners	NOC Skill Level D	80	16.8	15
7.	4032	Elementary school and kindergarten teachers	NOC Skill Level A	78	9.5	6
8.	6322	Cooks	NOC Skill Level B	71	22.6	22
9.	1221	Administrative officers	NOC Skill Level B	67	18.8	22
10.	6611	Cashiers	NOC Skill Level D	63	20.5	22
11.	7612	Other trades helpers and labourers	NOC Skill Level D	52	19.8	22
12.	3012	Registered nurses and registered psychiatric nurses	NOC Skill Level A	47	34.2	22
13.	5254	Program leaders and instructors in recreation, sport and fitness	NOC Skill Level B	44	17.4	17
14.	9619	Other labourers in processing, manufacturing and utilities	NOC Skill Level D	44	20.9	22
15.	6513	Food and beverage servers	NOC Skill Level C	43	19.7	16
16.	3233	Licensed practical nurses	NOC Skill Level B	42	26.8	22
17.	7514	Delivery and courier service drivers	NOC Skill Level C	42	17.5	20.5
18.	6622	Store shelf stockers, clerks and order fillers	NOC Skill Level D	41	15.6	15.5
19.	621	Retail and wholesale trade managers	NOC Skill Level A	41	19.0	22
20.	7611	Construction trades helpers and labourers	NOC Skill Level D	41	30.5	22
21.	7452	Material handlers	NOC Skill Level C	40	18.6	22
22.	7511	Transport truck drivers	NOC Skill Level C	38	23.9	22
23.	1522	Storekeepers and partspersons	NOC Skill Level C	37	18.8	15
24.	8612	Landscaping and grounds maintenance labourers	NOC Skill Level D	37	20.1	15
25.	1241	Administrative assistants	NOC Skill Level B	35	21.2	22
26.	1414	Receptionists	NOC Skill Level C	35	19.2	22
27.	6411	Sales and account representatives - wholesale trade (non-technical)	NOC Skill Level C	35	19.1	17
28.	4212	Social and community service workers	NOC Skill Level B	34	15.0	15
29.	1114	Other financial officers	NOC Skill Level A	34	20.4	15

JOB POSTINGS BY 3-DIGIT NATIONAL OCCUPATION CLASSIFICATION

What jobs are hard to fill and/or in-demand?

	3 DIGIT NOC	3 DIGIT NOC NAME	SKILL LEVEL	POSTING COUNT ▼	AVG POSTING LENGTH IN DAYS	MEDIAN POSTING LENGTH IN DAYS
1.	421	Paraprofessional occupations in legal, social, community and education services	NOC Skill Level B	276	5.2	1
2.	642	Retail salespersons	NOC Skill Level C	248	17.2	22
3.	671	Food counter attendants, kitchen helpers and related support occupations	NOC Skill Level D	127	21.1	22
4.	655	Customer and information services representatives	NOC Skill Level C	123	16.8	22
5.	441	Home care providers and educational support occupations	NOC Skill Level C	118	19.1	15
6.	673	Cleaners	NOC Skill Level D	116	17.2	16
7.	122	Administrative and regulatory occupations	NOC Skill Level B	99	20.8	22
8.	761	Trades helpers and labourers	NOC Skill Level D	93	23.6	22
9.	403	Secondary and elementary school teachers and educational counsellors	NOC Skill Level A	90	10.1	6
10.	751	Motor vehicle and transit drivers	NOC Skill Level C	87	21.4	22
11.	632	Chefs and cooks	NOC Skill Level B	77	23.3	22
12.	152	Supply chain logistics, tracking and scheduling co-ordination occupations	NOC Skill Level C	69	16.1	15
13.	662	Other sales support and related occupations	NOC Skill Level D	68	16.6	16
14.	661	Cashiers	NOC Skill Level D	63	20.5	22
15.	124	Office administrative assistants - general, legal and medical	NOC Skill Level B	58	21.1	22
16.	651	Occupations in food and beverage service	NOC Skill Level C	57	17.8	15
17.	323	Other technical occupations in health care	NOC Skill Level B	56	23.9	22
18.	301	Professional occupations in nursing	NOC Skill Level A	53	31.5	22
19.	141	General office workers	NOC Skill Level C	51	22.4	22
20.	961	Labourers in processing, manufacturing and utilities	NOC Skill Level D	50	20.3	22
21.	525	Athletes, coaches, referees and related occupations	NOC Skill Level B	48	17.1	16.5
22.	321	Medical technologists and technicians (except dental health)	NOC Skill Level B	46	22.9	22
23.	631	Service supervisors	NOC Skill Level B	44	18.0	15
24.	111	Auditors, accountants and investment professionals	NOC Skill Level A	42	21.6	15
25.	062	Retail and wholesale trade managers	NOC Skill Level A	41	19.0	22
26.	745	Longshore workers and material handlers	NOC Skill Level C	40	18.6	22
27.	861	Harvesting, landscaping and natural resources labourers	NOC Skill Level D	40	20.3	15
28.	341	Assisting occupations in support of health services	NOC Skill Level C	37	21.5	22
29.	641	Sales and account representatives - wholesale trade (non-technical)	NOC Skill Level C	35	19.1	17

JOB POSTINGS BY 2-DIGIT NATIONAL OCCUPATION CLASSIFICATION

What jobs are hard to fill and/or in-demand?

	2 DIGIT NOC	2 DIGIT NOC NAME	SKILL LEVEL	POSTING COUNT ▾	AVG POSTING LENGTH IN DAYS	MEDIAN POSTING LENGTH IN DAYS
1.	64	Sales representatives and salespersons - wholesale and retail trade	NOC Skill Level C	283	17.5	22
2.	42	Paraprofessional occupations in legal, social, community and education services	NOC Skill Level B	276	5.2	1
3.	67	Service support and other service occupations, n.e.c.	NOC Skill Level D	274	19.6	22
4.	65	Service representatives and other customer and personal services occupations	NOC Skill Level C	229	17.4	22
5.	12	Administrative and financial supervisors and administrative occupations	NOC Skill Level B	161	21.0	22
6.	63	Service supervisors and specialized service occupations	NOC Skill Level B	142	21.2	22
7.	66	Sales support occupations	NOC Skill Level D	131	18.4	16
8.	44	Care providers and educational, legal and public protection support occupations	NOC Skill Level C	119	19.1	15
9.	72	Industrial, electrical and construction trades	NOC Skill Level B	117	24.3	22
10.	21	Professional occupations in natural and applied sciences	NOC Skill Level A	111	16.7	22
11.	75	Transport and heavy equipment operation and related maintenance occupations	NOC Skill Level C	106	21.3	22
12.	32	Technical occupations in health	NOC Skill Level B	104	23.5	22
13.	15	Distribution, tracking and scheduling co-ordination occupations	NOC Skill Level C	99	17.1	22
14.	76	Trades helpers, construction labourers and related occupations	NOC Skill Level D	96	23.3	22
15.	40	Professional occupations in education services	NOC Skill Level A	93	10.4	6
16.	22	Technical occupations related to natural and applied sciences	NOC Skill Level B	92	24.5	22
17.	14	Office support occupations	NOC Skill Level C	87	20.1	22
18.	62	Retail sales supervisors and specialized sales occupations	NOC Skill Level B	82	21.2	22
19.	74	Other installers, repairers and servicers and material handlers	NOC Skill Level C	68	19.9	22
20.	11	Professional occupations in business and finance	NOC Skill Level A	67	20.7	22
21.	52	Technical occupations in art, culture, recreation and sport	NOC Skill Level B	67	17.6	22
22.	06	Middle management occupations in retail and wholesale trade and customer services	NOC Skill Level A	62	19.0	22
23.	30	Professional occupations in nursing	NOC Skill Level A	53	31.5	22
24.	96	Labourers in processing, manufacturing and utilities	NOC Skill Level D	50	20.3	22
25.	01	Senior managers - construction, transportation, production and utilities	NOC Skill Level A	49	24.6	22
26.	41	Professional occupations in law and social, community and government services	NOC Skill Level A	48	19.0	22
27.	31	Professional occupations in health (except nursing)	NOC Skill Level A	43	24.1	22
					1 - 42 / 42	< >

MULTILINGUAL JOB POSTINGS BY THE NUMBERS

ACTIVE POSTINGS
197

NEW POSTINGS
0

COMPANIES
86

LANGUAGES
4

OF DAYS POSTED

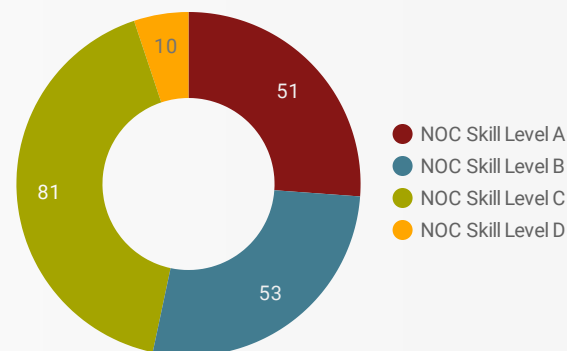
AVERAGE
20.3

MEDIAN
22

MULTILINGUAL JOB POSTINGS BY SKILL LEVEL

What language skills are employers looking for by occupational skill level?

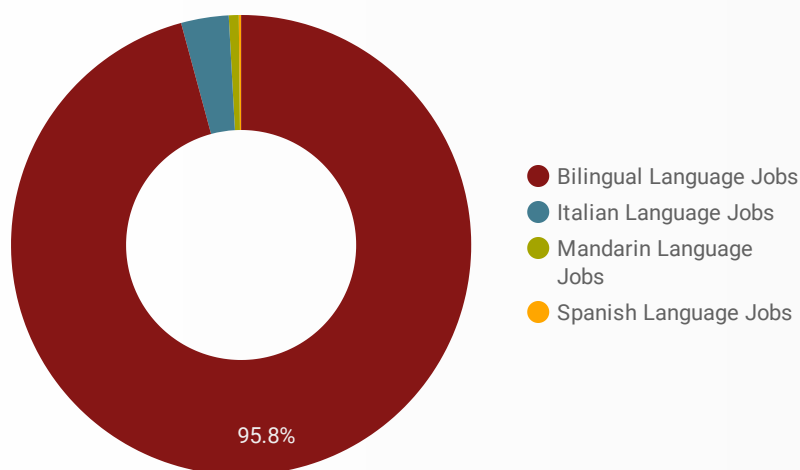
- 51** Skill Level A - Management/ Professional Occupations usually requiring University
- 53** Skill Level B - Usually college education or apprenticeship training
- 81** Skill Level C - Usually secondary education or occupation-specific training
- 10** Skill Level D - Usually on-the-job training



LANGUAGES	NOC Skill Level A	NOC Skill Level B	NOC Skill Level C	NOC Skill Level D
Bilingual Lan...	9
Italian Langu...	2	3	1	
Mandarin Lan...	1	1		
Spanish Lang...	1			

LANGUAGE SKILLS BREAKDOWN

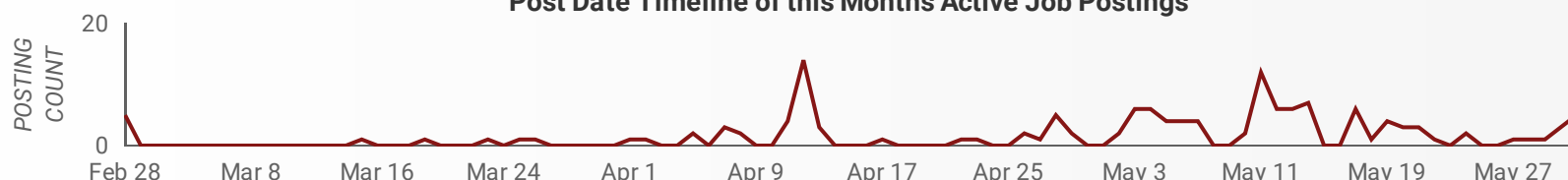
Which kinds of language skills do employers seek?



LANGUAGES	POSTING COUNT
1. Bilingual Language Jobs	188
2. Italian Language Jobs	6
3. Mandarin Language Jobs	2
4. Spanish Language Jobs	1

1 - 4 / 4 < >

Post Date Timeline of this Month's Active Job Postings



LANGUAGE SKILLS BEING RECRUITED BY SKILL TYPE

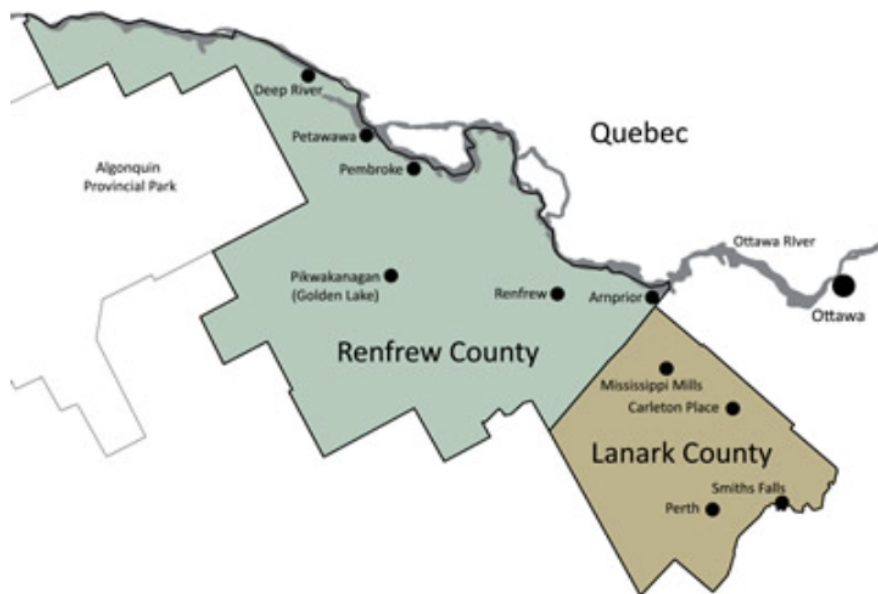
What language skills are sought by 1-Digit NOC?

SKILL TYPE NAME	Bilingual Language...	Italian Language ...	Mandarin Language...	Spanish Language...	Grand total
Business, finance and administration occu...	24				24
Health occupations	19		1		20
Management occupations	16				16
Natural and applied sciences and related o...	6			1	7
Natural resources, agriculture and related ...	2				2
Occupations in art, culture, recreation and ...	13				13
Occupations in education, law and social, ...	31		1		32
Sales and service occupations	73	6			79
Trades, transport and equipment operator...	2				2
Grand total	186	6	2	1	195

MULTILINGUAL JOB POSTINGS BY MUNICIPALITY

What language skills are sought by 4-Digit NOC?

	MUNICIPALITY	JOB LANGUAGES ▾	AVG POSTING LENGTH IN DAYS	MEDIAN POSTING LENGTH IN DAYS
1.	Pembroke	74	27.7	22
2.	Petawawa	29	17.7	22
3.	Arnprior	24	17.9	22
4.	Carleton Place	17	17.8	22
5.	Smiths Falls	11	14.9	22
6.	Lanark Highlands	10	5.9	1
7.	Renfrew	9	18.5	21
8.	Perth	7	18.4	15
9.	Mississippi Mills	3	19.7	22
10.	Laurentian Hills	2	32.5	32.5
11.	Greater Madawaska	2	22.0	22
12.	Whitewater Region	2	22.0	22
		1 - 17 / 17	<	>



	UPPER TIER	JOB LANGUAGES ▾	AVG POSTING LENGTH IN DAYS	MEDIAN POSTING LENGTH IN DAYS
1.	Renfrew County	74	18.8	22
2.	Pembroke	74	27.7	22
3.	Lanark County	38	13.5	15
4.	Smiths Falls	11	14.9	22

LANGUAGE DEMAND BY JOB

What language skills are sought by 4-Digit NOC?

4 DIGIT NOC NAME	POSTINGS
1. Other customer and information services re...	30
2. Retail salespersons	18
3. Home support workers, housekeepers and r...	10
4. Cooks	8
5. Elementary school and kindergarten teachers	8
6. Program leaders and instructors in recreati...	8
7. Administrative officers	7
8. Food counter attendants, kitchen helpers an...	5
9. Other financial officers	5
10. Registered nurses and registered psychiatri...	4
11. Social and community service workers	4
12. Food and beverage servers	3
13. Announcers and other broadcasters	3
14. Retail sales supervisors	3
15. Licensed practical nurses	3
16. Medical sonographers	3
17. Letter carriers	3
18. Light duty cleaners	3
19. Sales and account representatives - wholes...	2
20. Physiotherapists	2
21. Retail and wholesale trade managers	2
22. Receptionists	2
23. Senior managers - health, education, social ...	2
24. Social workers	2
25. Air pilots, flight engineers and flying instruct...	2
26. Managers in health care	2
27. Nurse aides, orderlies and patient service a...	2
28. Residential and commercial installers and s...	2
29. Other instructors	2
30. Translators, terminologists and interpreters	2
31. Early childhood educators and assistants	2
32. Customer services representatives - financi...	2

1 - 68 / 68 < >

MULTILINGUAL HIRING EMPLOYERS

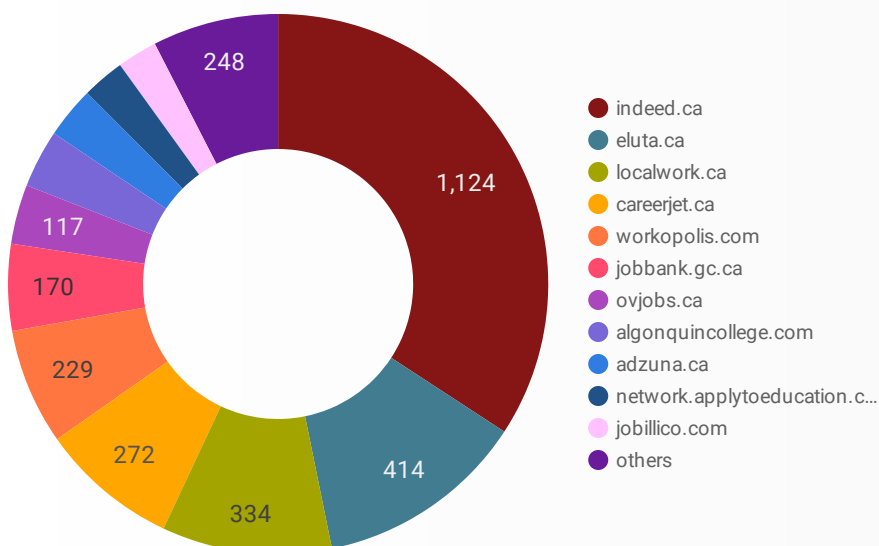
Which employers are seeking multilingual candidates?

COMPANY	POSTINGS
1. Marianhill Inc.	19
2. Liquor Control Board of Ontario / LCBO	14
3. Canadian Forces Morale & Welfare Services (CFMWS)	13
4. LCBO	10
5. Pembroke Regional Hospital (PRH)	7
6. The Source	7
7. Upper Canada District School Board	6
8. La Source	4
9. Canopy Growth Corporation	4
10. East Side Mario's	3
11. CAE Inc.	3
12. CAE	3
13. The Source (Bell) Electronics Inc.	3
14. Symphony Senior Living	3
15. Carleton Place Terrace "Symphony Senior Living	3
16. Home and Community Care Support Services Champlain	3
17. Liquor Control Board of Ontario	3
18. Corporation of the County of Renfrew	3
19. Royal Bank of Canada	3
20. W.O. Stinson & Son Ltd.	3
21. Renfrew County District Health Unit	2
22. CROSSMARK Canada Inc.	2
23. Renfrew County Catholic District School Board	2
24. Bell	2
25. Conseil des "coles catholiques du Centre-Est / CECCE	2
26. BELL MEDIA INC.	2
27. Champlain Trail Museum and Pioneer Village	2
28. Family and Children's Services of County of Renfrew	2

1 - 50 / 86 < >

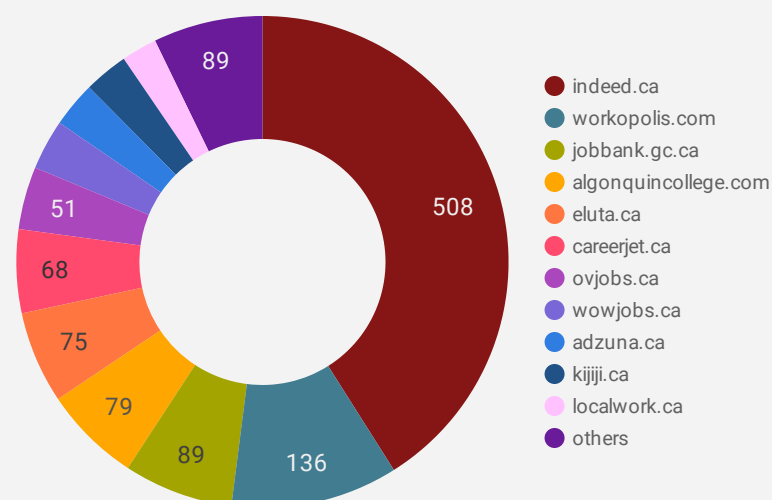
JOB POSTINGS BY JOB BOARD

What share of unique job postings appear on each job board?



COMPANIES BY JOB BOARD

What share of unique job postings appear on each job board?



JOB POSTING DETAILS BY JOB BOARD

How does job posting activity differ by job board?

	JOB BOARD	POSTING COUNT ▾	AVG POSTING LENGTH IN DAYS	MEDIAN POSTING LENGTH IN DAYS	# OF COMPANIES
1.	indeed.ca	1,124	21.8	22	508
2.	eluta.ca	414	22.0	22	75
3.	localwork.ca	334	3.1	1	29
4.	careerjet.ca	272	20.1	8	68
5.	workopolis.com	229	15.0	15	136
6.	jobbank.gc.ca	170	28.8	17	89
7.	ovjobs.ca	117	40.1	35	51
8.	algonquincollege.com	114	21.0	15	79
9.	adzuna.ca	101	14.9	15	37
10.	network.applytoeducation.com	84	6.0	6	4
11.	jobillico.com	79	15.4	12	17
12.	wowjobs.ca	76	15.5	15	41
13.	kijiji.ca	67	15.0	15	36
14.	canadacareer.ca	35	25.5	34	17
15.	simplyhired.ca	26	15.0	15	23
16.	careerbuilder.ca	16	14.6	17	5
17.	emploisfp-psjobs.cfp-psc.gc.ca	8	33.0	15	8
18.	rncareers.ca	4			4