

JOB DEMAND REPORT

APRIL 2022

HIGHLIGHTS

JOB POSTINGS BY THE NUMBERS

POSTING COUNT	NEW THIS MONTH	COMPANIES	JOB BOARDS
3,462	2,377	1,073	23

OF DAYS POSTED

AVERAGE	MEDIAN
16.8	15

REPORT BUILDER

The default filter selection below will show all job demand data for the month. You can use the filters to create a customized report for the purpose of understanding a subset of the data.

OCCUPATION FILTERS

SKILL TYPE NAME / 1-DIGIT NOC ▾

MAJOR GROUP / 2-DIGIT NOC ▾

MINOR GROUP / 3-DIGIT NOC ▾

UNIT GROUP / 4-DIGIT NOC ▾

SKILL LEVEL ▾

JOB TYPE ▾

JOB DURATION ▾

ADDITIONAL LANGUAGE ▾

SPECIFIC JOB TAGS ▾

OTHER FILTERS

MUNICIPALITY ▾

COUNTY ▾

JOB BOARD ▾

NOC = National Occupation Classification | NAICS = North American Industry Classification System

Page 1 of 13

Source:

Job posting data is collected by the Labour Market Group of Renfrew & Lanark from job boards and employer websites that recruit candidates in the County of Renfrew, Lanark County, the Town of Smith Falls, and the City of Pembroke.

Canada

EMPLOYMENT
ONTARIO

EMPLOI
ONTARIO

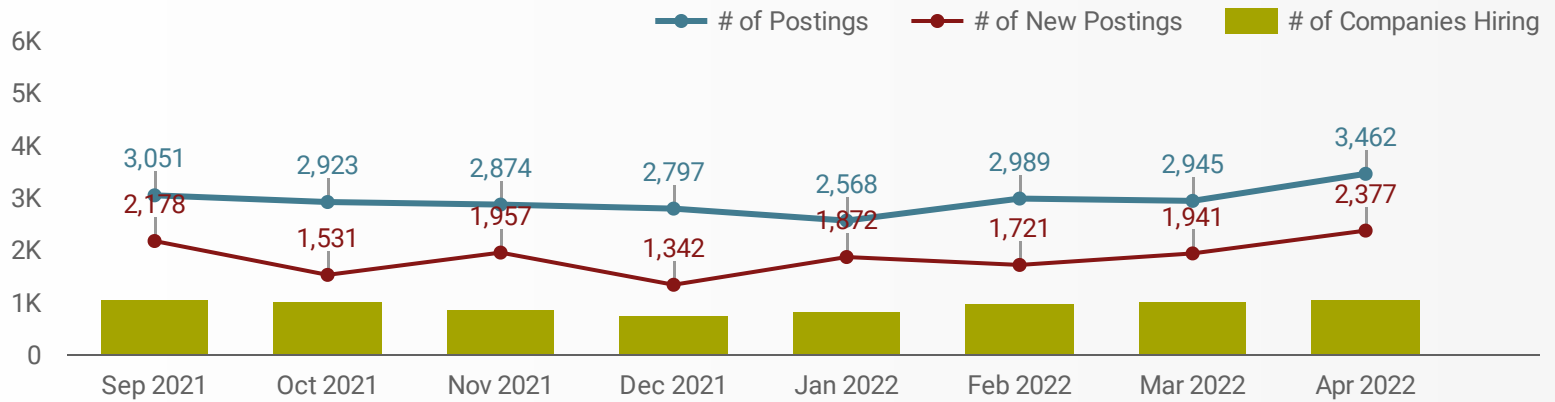
Ontario

This Employment Ontario service is funded in part by the Government of Canada and the Government of Ontario.

Ce service Emploi Ontario est financé en partie par le gouvernement du Canada et le gouvernement de l'Ontario.

JOB POSTINGS BY MONTH

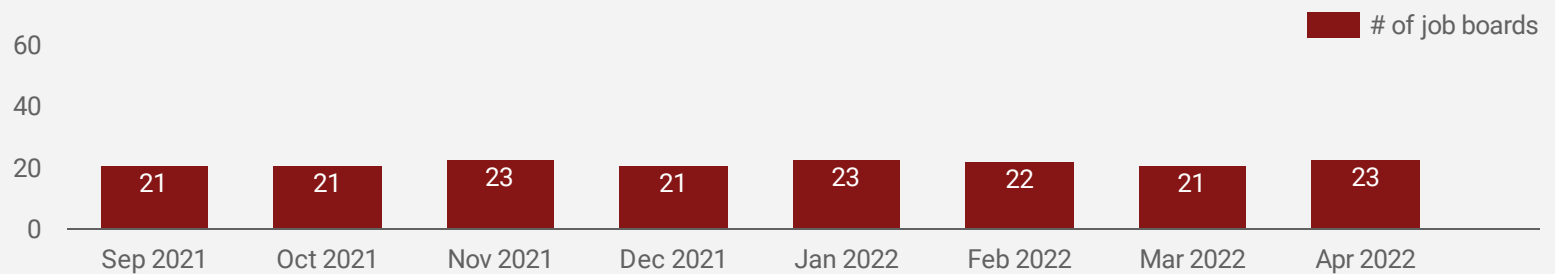
How many job postings were active for at least 1 day this month?



NOTE: This graph cannot be filtered using the controls on the cover page

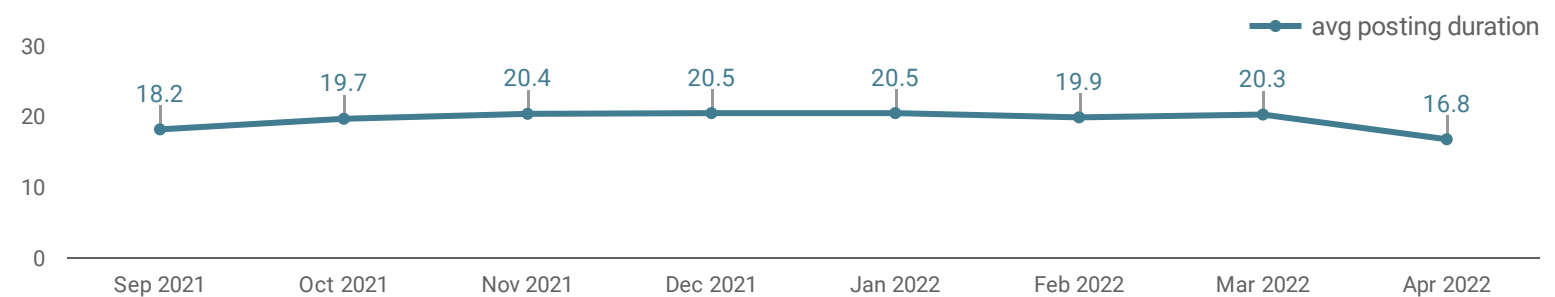
NUMBER OF ACTIVE JOB BOARDS

How many job postings were active for at least 1 day this month on these job boards?



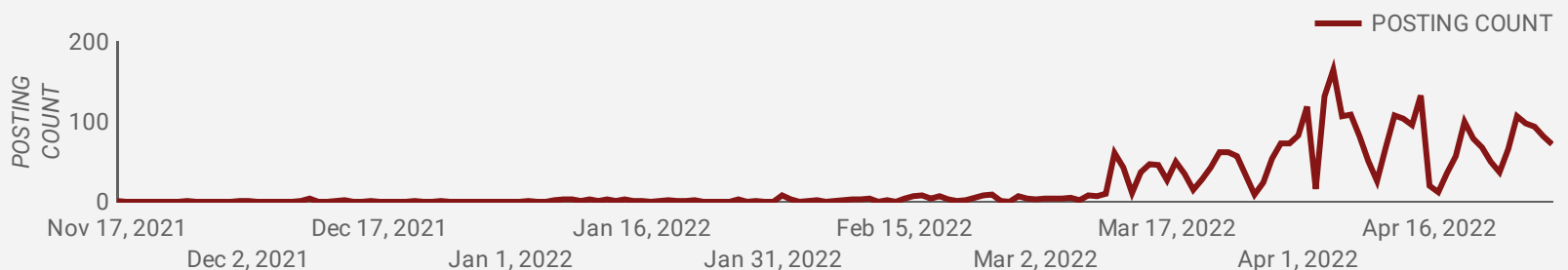
AVG & MEDIAN POSTING LENGTH BY DAYS

How long are employers having to recruit for to find candidates to fill their job vacancies?



POST DATE TIMELINE FOR THIS MONTH'S ACTIVE JOB POSTINGS

How many job postings were active for at least 1 day this month?



JOB POSTINGS BY MUNICIPALITY

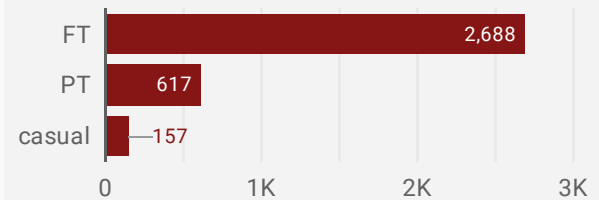
How many job postings were active for at least 1 day this month?

	MUNICIPALITY	POSTING COUNT	AVG POSTING LENGTH IN DAYS	MEDIAN POSTING LENGTH IN DAYS
1.	Pembroke	1,108	12.0	8
2.	Carleton Place	464	15.3	15
3.	Arnprior	295	23.1	22
4.	Perth	286	22.6	22
5.	Smiths Falls	285	19.8	22
6.	Renfrew	236	25.1	22
7.	Petawawa	197	20.2	15
8.	Laurentian Hills	180	18.6	22
9.	Mississippi Mills	114	16.9	19
10.	Whitewater Region	55	16.1	15
11.	Bonnechere Valley	47	19.0	22

1 - 24 / 24

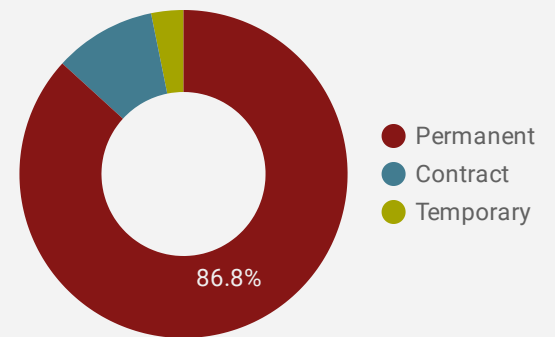
JOB TYPE

Full-time vs Part-time



JOB DURATION

Permanency of jobs posted



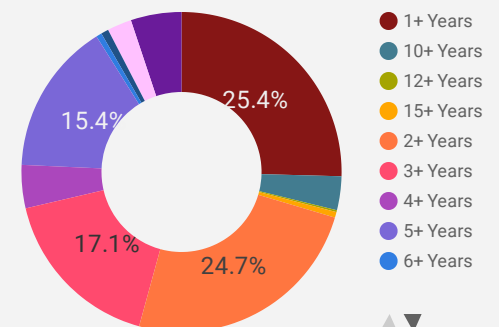
JOB POSTINGS BY COUNTY/CITY/TOWN

How many job postings were active for at least 1 day this month?

	UPPER TIER	POSTING COUNT	AVG POSTING LENGTH IN DAYS	MEDIAN POSTING LENGTH IN DAYS
1.	Renfrew County	1,120	21.2	22
2.	Pembroke	1,108	12.0	8
3.	Lanark County	914	17.6	15
4.	Smiths Falls	285	19.8	22

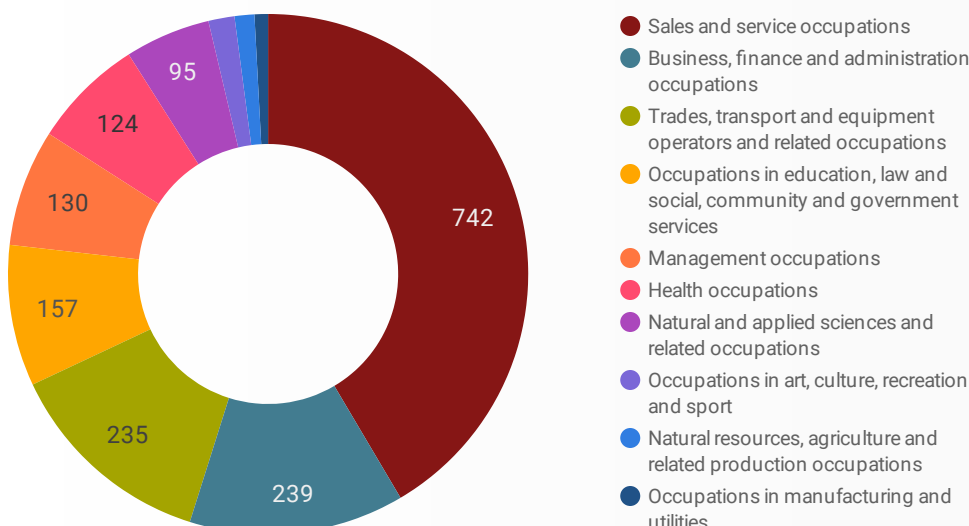
JOB EXPERIENCE

Job Postings by Experience Level Required



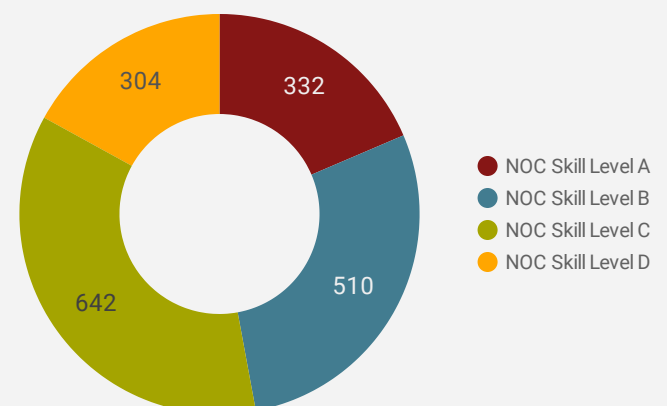
JOB POSTINGS BY SKILL TYPE

What skill type is being recruited?



JOB POSTINGS BY SKILL LEVEL

What education do occupations typically require?



Skill Level A = Usually University education | Skill Level B = Usually College education or Apprenticeship training | Skill Level C = Usually Secondary education or occupation-specific training | Skill Level D = Usually on-the-job training

TOP HIRING EMPLOYERS & AGENCIES

Who is hiring?

	COMPANY	MUNICIPALITY	POSTINGS COUNT ▾	AVG POSTING LENGTH IN DAYS	MEDIAN POSTING LENGTH IN DAYS
1.	Varsity Tutors	Pembroke	380	3.5	2
2.	Canadian Nuclear Laboratories (CNL)	Laurentian Hills	144	19.7	22
3.	Pembroke Regional Hospital (PRH)	Pembroke	86	22.8	22
4.	Canadian Forces Morale & Welfare Services (CFMWS)	Petawawa	50	15.4	15
5.	Home Depot	Carleton Place	33	12.3	13
6.	Perth and Smiths Falls District Hospital, Smiths Falls	Smiths Falls	33	21.1	22
7.	Home Depot of Canada Inc.	Carleton Place	26	12.3	15
8.	RONA	Carleton Place	25	9.1	8
9.	Marianhill Inc.	Pembroke	23	35.6	27
10.	Walmart	Carleton Place	23	1.8	2
11.	RONA inc.	Carleton Place	21	5.3	5
12.	VIVA Retirement Communities	Carleton Place	18	26.2	28
13.	Almonte General Hospital (AGH)	Mississippi Mills	18	18.2	22
14.	Walmart	Pembroke	13	1.6	2
15.	Walmart Canada	Pembroke	13	17.3	15
16.	The McCluskey Group/ Tim Hortons	Pembroke	12	16.6	15
17.	Sienna Senior Living (Various Locations)	Arnprior	12	19.0	22
18.	Renfrew County District School Board	Pembroke	12	30.7	15
19.	Sienna Living	Arnprior	11	43.3	43
20.	Walmart Canada Corp.	Carleton Place	11	22.0	22
21.	Metro	Arnprior	11	5.6	2
22.	Harvest Builders	Pembroke	11	3.6	4
23.	Upper Canada District School Board	Perth	11	14.6	7
24.	Pillar5 Pharma	Arnprior	10	21.9	23
25.	Airbus	Bonnechere Valley	10	22.0	22
26.	Walmart Canada	Carleton Place	10	18.5	19
27.	Sienna Living	Perth	10	29.3	26
28.	Upper Canada District School Board	Smiths Falls	10	21.3	7
29.	Pillar5Pharma	Arnprior	10	22.0	22
30.	Shoppers Drug Mart, Smiths Falls	Carleton Place	10	9.0	11
31.	CFT Recycling	Pembroke	10	19.7	22

TOP HOURLY WAGES IN JOB POSTINGS

What are employers willing to pay to find the perfect candidate?

of Minimum Wage Job Postings

94

	JOB TITLE	COMPANY	LOCATION	WAGE VALUE ▾
1.	Physician	136054095RR0001	Whitewater Region	157
2.	Registered Nurse	Pyramid Medical Clinic	Perth	60
3.	Powerline Technician	Canadian Union of Skilled Workers	Petawawa	59
4.	Operations Vice-president - Financial, Communications And Other Business Services	Holiday Inn Express Pembroke	Pembroke	58.25
5.	Operations Vice-president - Financial, Communications and Other Business Services - Holiday Inn Express Pembroke	Holiday Inn Pembroke	Pembroke	58.25
6.	Manager Of Child Care & Early Years	County of Renfrew	Pembroke	57.29
7.	Integrated Clinical Manager Surgical Services - Top Pay	Human Capital Department	Mississippi Mills	55.43
8.	Integrated Manager - surgservices/mdrd/ambcare/tele med/pat Flow, Full-time	Carleton Place and District Memorial Hospital (CPDMH)	Mississippi Mills	55.43
9.	Temporary Full Time Manager Of Professional Practice	Perth and Smiths Falls District Hospital, Smiths Falls	Smiths Falls	54.47
10.	Registered Nurse	Medicine Hat	Pembroke	53.88
				1 - 100 / 643 < >

TOP SALARIES IN JOB POSTINGS

What are employers willing to pay to find the perfect candidate?

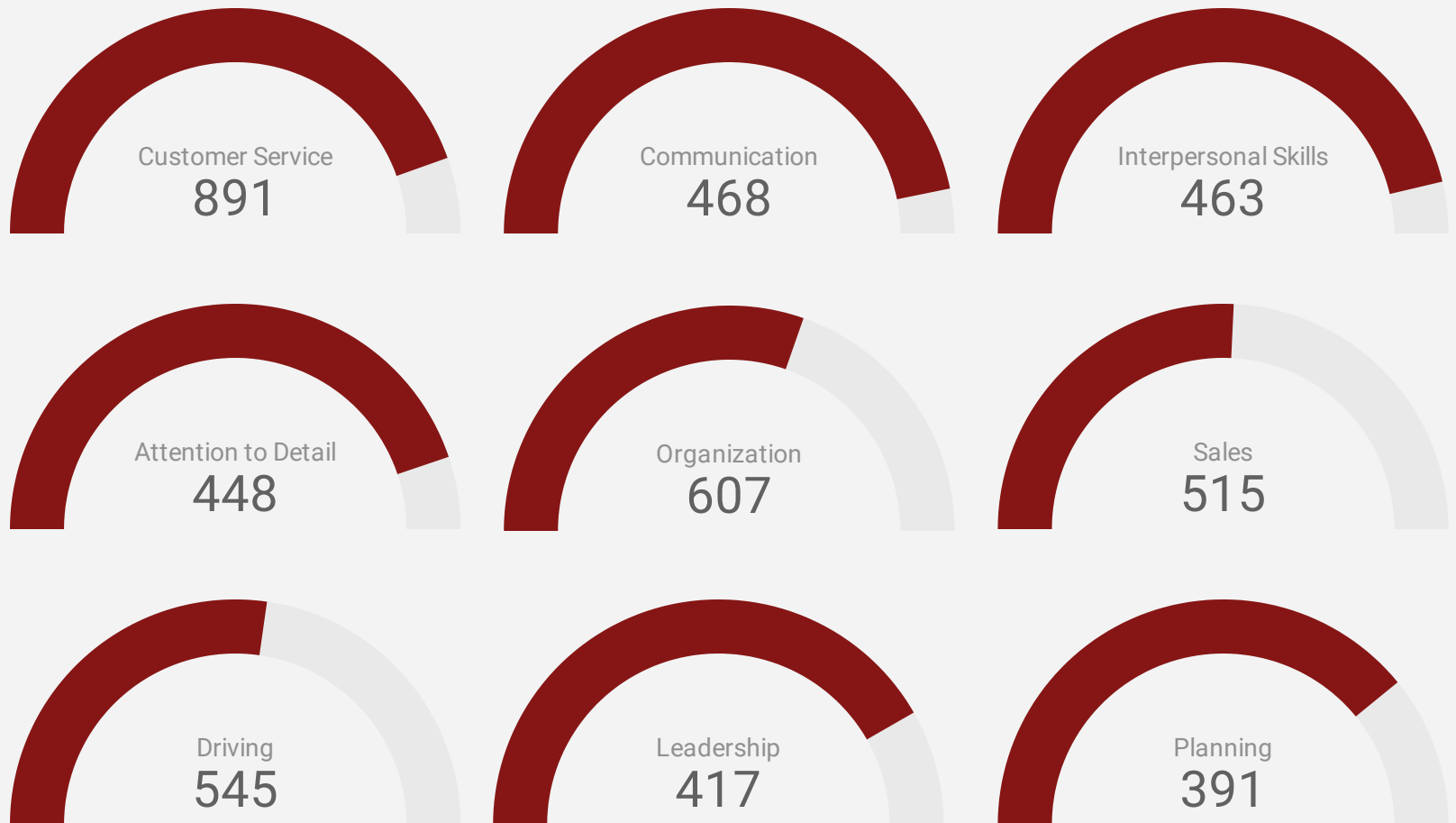
	JOB TITLE	COMPANY	LOCATION	WAGE VALUE ▾
1.	Chief Administrative Officer / Clerk	Town of Renfrew	Renfrew	162,144
2.	Manager, Finance	Petawawa Kia	Petawawa	150,000
3.	Treasurer	Town of Renfrew	Renfrew	133,916
4.	It Contract Manager	Canadian Nuclear Laboratories (CNL)	Laurentian Hills	125,300
5.	Data Governance Specialist	Canadian Nuclear Laboratories (CNL)	Laurentian Hills	125,300
6.	Product Specialist	Pride Marine Group	Pembroke	125,000
7.	Class A Auto Technician	Canadian Tire Corp Pembroke	Pembroke	120,000
8.	Engineering Manager	Skyline Group	Perth	120,000
9.	Manager, Health Promotion	Renfrew County District Health Unit	Pembroke	116,057
10.	Executive Director	Renfrew County Community Futures Development Corporation	Renfrew	115,000
				1 - 100 / 795 < >

TOP IN-DEMAND SKILLS

How many times were these skills found in job postings?

ACTIVE JOB POSTINGS THIS MONTH

3,462



KEY JOB REQUIREMENTS

How often are these requirements desired in job postings?

ACTIVE JOB POSTINGS THIS MONTH

3,462



Driver's License

67



First Aid

148



Regular Access to a Vehicle

130



Criminal Record Check

242



Microsoft Office

171



Food Safety

65

JOB POSTINGS BY SKILL LEVEL, FREQUENCY, & DURATION

What jobs are in-demand and/or hard to fill?

	4 DIGIT NOC	4 DIGIT NOC NAME	SKILL LEVEL	POSTING COUNT	AVG POSTING LENGTH IN DAYS	MEDIAN POSTING LENGTH IN DAYS
1.	6421	Retail salespersons	NOC Skill Level C	139	14.3	15
2.	6711	Food counter attendants, kitchen helpers and related support occupations	NOC Skill Level D	84	22.6	22
3.	6322	Cooks	NOC Skill Level B	84	24.8	22
4.	621	Retail and wholesale trade managers	NOC Skill Level A	71	15.7	15
5.	6731	Light duty cleaners	NOC Skill Level D	69	14.6	15
6.	4412	Home support workers, housekeepers and related occupations	NOC Skill Level C	66	19.2	15
7.	6611	Cashiers	NOC Skill Level D	51	15.8	15
8.	6513	Food and beverage servers	NOC Skill Level C	51	20.4	16
9.	6552	Other customer and information services representatives	NOC Skill Level C	49	16.9	22
10.	7514	Delivery and courier service drivers	NOC Skill Level C	35	20.8	15
11.	7511	Transport truck drivers	NOC Skill Level C	30	18.1	15
12.	6222	Retail and wholesale buyers	NOC Skill Level B	28	19.5	15
13.	7611	Construction trades helpers and labourers	NOC Skill Level D	26	19.8	22
14.	7452	Material handlers	NOC Skill Level C	25	24.2	17
15.	1241	Administrative assistants	NOC Skill Level B	23	25.3	22
16.	1414	Receptionists	NOC Skill Level C	22	24.9	22
17.	6311	Food service supervisors	NOC Skill Level B	21	53.2	22
18.	3219	Other medical technologists and technicians (except dental health)	NOC Skill Level B	21	14.6	15
19.	6622	Store shelf stockers, clerks and order fillers	NOC Skill Level D	21	14.8	18.5
20.	1521	Shippers and receivers	NOC Skill Level C	19	13.7	15
21.	4212	Social and community service workers	NOC Skill Level B	18	27.4	22
22.	4152	Social workers	NOC Skill Level A	18	20.2	22
23.	1114	Other financial officers	NOC Skill Level A	18	17.1	15
24.	7271	Carpenters	NOC Skill Level B	18	31.4	22
25.	3012	Registered nurses and registered psychiatric nurses	NOC Skill Level A	17	37.7	22
26.	2153	Urban and land use planners	NOC Skill Level A	17	27.3	22
27.	1512	Letter carriers	NOC Skill Level C	17	18.2	22
28.	8612	Landscaping and grounds maintenance labourers	NOC Skill Level D	16	21.3	22
29.	1522	Storekeepers and partspersons	NOC Skill Level C	16	25.7	22

JOB POSTINGS BY 3-DIGIT NATIONAL OCCUPATION CLASSIFICATION

What jobs are hard to fill and/or in-demand?

	3 DIGIT NOC	3 DIGIT NOC NAME	SKILL LEVEL	POSTING COUNT ▼	AVG POSTING LENGTH IN DAYS	MEDIAN POSTING LENGTH IN DAYS
1.	642	Retail salespersons	NOC Skill Level C	139	14.3	15
2.	632	Chefs and cooks	NOC Skill Level B	92	24.4	22
3.	673	Cleaners	NOC Skill Level D	89	14.8	15
4.	671	Food counter attendants, kitchen helpers and related support occupations	NOC Skill Level D	84	22.6	22
5.	441	Home care providers and educational support occupations	NOC Skill Level C	75	17.9	15
6.	062	Retail and wholesale trade managers	NOC Skill Level A	71	15.7	15
7.	751	Motor vehicle and transit drivers	NOC Skill Level C	66	19.7	15
8.	651	Occupations in food and beverage service	NOC Skill Level C	57	20.6	22
9.	661	Cashiers	NOC Skill Level D	51	15.8	15
10.	655	Customer and information services representatives	NOC Skill Level C	49	16.9	22
11.	152	Supply chain logistics, tracking and scheduling co-ordination occupations	NOC Skill Level C	40	18.7	19.5
12.	141	General office workers	NOC Skill Level C	38	21.9	22
13.	421	Paraprofessional occupations in legal, social, community and education services	NOC Skill Level B	38	31.1	22
14.	151	Mail and message distribution occupations	NOC Skill Level C	29	18.9	22
15.	622	Technical sales specialists in wholesale trade and retail and wholesale buyers	NOC Skill Level B	28	19.5	15
16.	122	Administrative and regulatory occupations	NOC Skill Level B	28	30.1	22
17.	124	Office administrative assistants - general, legal and medical	NOC Skill Level B	27	23.0	18.5
18.	761	Trades helpers and labourers	NOC Skill Level D	27	19.5	22
19.	111	Auditors, accountants and investment professionals	NOC Skill Level A	27	19.2	22
20.	321	Medical technologists and technicians (except dental health)	NOC Skill Level B	26	15.5	15
21.	745	Longshore workers and material handlers	NOC Skill Level C	25	24.2	17
22.	662	Other sales support and related occupations	NOC Skill Level D	24	15.0	17
23.	631	Service supervisors	NOC Skill Level B	23	50.1	22
24.	143	Financial, insurance and related administrative support workers	NOC Skill Level C	23	24.7	22
25.	623	Insurance, real estate and financial sales occupations	NOC Skill Level B	23	16.9	22
26.	323	Other technical occupations in health care	NOC Skill Level B	22	26.7	22
27.	415	Social and community service professionals	NOC Skill Level A	21	24.9	22
28.	729	Other construction trades	NOC Skill Level B	21	18.8	18.5
29.	215	Architects, urban planners and land surveyors	NOC Skill Level A	20	26.4	22

JOB POSTINGS BY 2-DIGIT NATIONAL OCCUPATION CLASSIFICATION

What jobs are hard to fill and/or in-demand?

	2 DIGIT NOC	2 DIGIT NOC NAME	SKILL LEVEL	POSTING COUNT ▼	AVG POSTING LENGTH IN DAYS	MEDIAN POSTING LENGTH IN DAYS
1.	67	Service support and other service occupations, n.e.c.	NOC Skill Level D	180	18.6	22
2.	64	Sales representatives and salespersons - wholesale and retail trade	NOC Skill Level C	147	14.1	15
3.	65	Service representatives and other customer and personal services occupations	NOC Skill Level C	144	16.9	16
4.	63	Service supervisors and specialized service occupations	NOC Skill Level B	132	27.0	22
5.	06	Middle management occupations in retail and wholesale trade and customer services	NOC Skill Level A	81	18.3	16
6.	44	Care providers and educational, legal and public protection support occupations	NOC Skill Level C	77	17.8	15
7.	75	Transport and heavy equipment operation and related maintenance occupations	NOC Skill Level C	76	20.1	15.5
8.	66	Sales support occupations	NOC Skill Level D	75	15.6	15
9.	72	Industrial, electrical and construction trades	NOC Skill Level B	74	31.2	22
10.	15	Distribution, tracking and scheduling co-ordination occupations	NOC Skill Level C	69	18.8	22
11.	14	Office support occupations	NOC Skill Level C	68	22.5	22
12.	62	Retail sales supervisors and specialized sales occupations	NOC Skill Level B	64	23.4	15
13.	12	Administrative and financial supervisors and administrative occupations	NOC Skill Level B	56	26.5	22
14.	21	Professional occupations in natural and applied sciences	NOC Skill Level A	56	19.7	22
15.	32	Technical occupations in health	NOC Skill Level B	50	22.0	22
16.	11	Professional occupations in business and finance	NOC Skill Level A	42	23.0	22
17.	22	Technical occupations related to natural and applied sciences	NOC Skill Level B	39	27.6	22
18.	42	Paraprofessional occupations in legal, social, community and education services	NOC Skill Level B	38	31.1	22
19.	31	Professional occupations in health (except nursing)	NOC Skill Level A	37	14.5	15
20.	01	Senior managers - construction, transportation, production and utilities	NOC Skill Level A	33	21.6	22
21.	74	Other installers, repairers and servicers and material handlers	NOC Skill Level C	29	25.5	22
22.	73	Maintenance and equipment operation trades	NOC Skill Level B	28	25.0	22
23.	76	Trades helpers, construction labourers and related occupations	NOC Skill Level D	28	19.7	22
24.	41	Professional occupations in law and social, community and government services	NOC Skill Level A	26	23.2	22
25.	52	Technical occupations in art, culture, recreation and sport	NOC Skill Level B	21	23.2	22
26.	34	Assisting occupations in support of health services	NOC Skill Level C	20	25.3	22
27.	86	Harvesting, landscaping and natural resources labourers	NOC Skill Level D	18	21.3	22
					1 - 40 / 40	< >

MULTILINGUAL JOB POSTINGS BY THE NUMBERS

ACTIVE POSTINGS
207

NEW POSTINGS
0

COMPANIES
86

LANGUAGES
4

OF DAYS POSTED

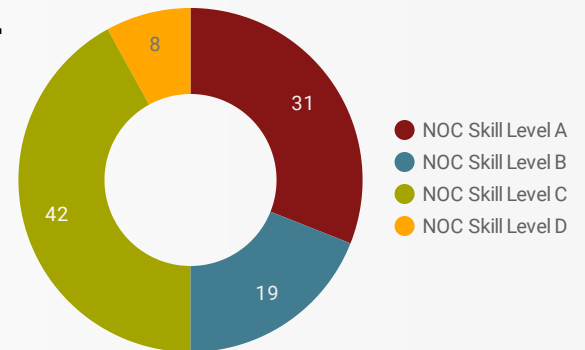
AVERAGE
18.3

MEDIAN
15

MULTILINGUAL JOB POSTINGS BY SKILL LEVEL

What language skills are employers looking for by occupational skill level?

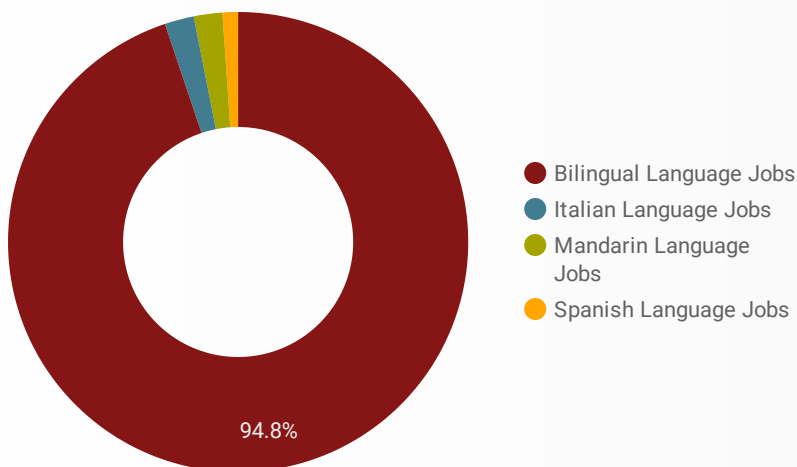
- 31** Skill Level A - Management/ Professional Occupations usually requiring University
- 19** Skill Level B - Usually college education or apprenticeship training
- 42** Skill Level C - Usually secondary education or occupation-specific training
- 8** Skill Level D - Usually on-the-job training



LANGUAGES	NOC Skill Level A	NOC Skill Level B	NOC Skill Level C	NOC Skill Level D
Bilingual Lan...	8
Spanish Lang...	2			
Italian Langu...		1		
Mandarin Lan...		1		

LANGUAGE SKILLS BREAKDOWN

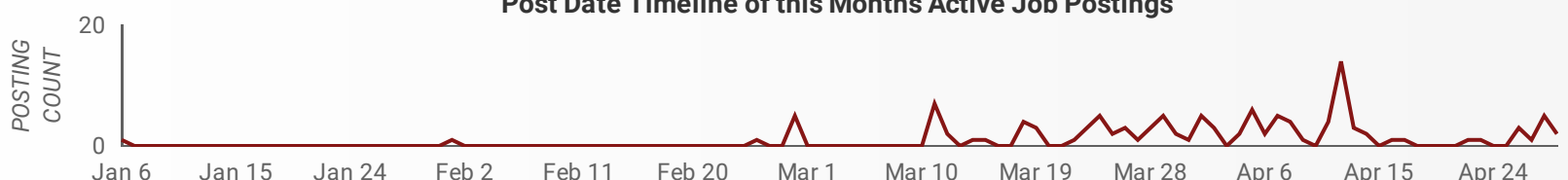
Which kinds of language skills do employers seek?



	LANGUAGES	POSTING COUNT
1.	Bilingual Language Jobs	200
2.	Italian Language Jobs	3
3.	Mandarin Language Jobs	2
4.	Spanish Language Jobs	2

1 - 4 / 4 < >

Post Date Timeline of this Month's Active Job Postings



LANGUAGE SKILLS BEING RECRUITED BY SKILL TYPE

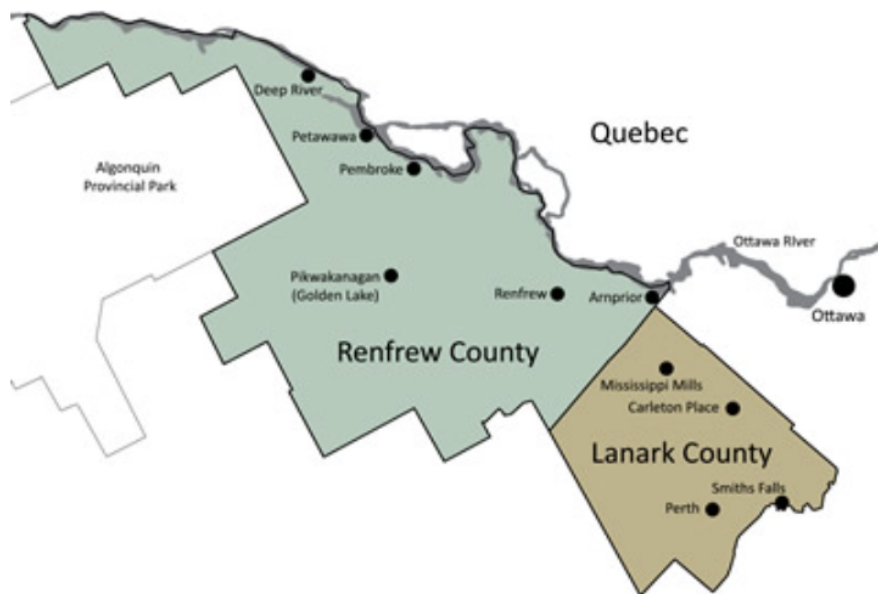
What language skills are sought by 1-Digit NOC?

SKILL TYPE NAME	Bilingual Language...	Spanish Language...	Italian Language ...	Mandarin Language...	Grand total
Business, finance and administration occu...	30				30
Health occupations	8				8
Management occupations	7				7
Natural and applied sciences and related o...	2	2			4
Natural resources, agriculture and related ...	1				1
Occupations in art, culture, recreation and ...	4				4
Occupations in education, law and social, ...	14			1	15
Sales and service occupations	30		1		31
Grand total	96	2	1	1	100

MULTILINGUAL JOB POSTINGS BY MUNICIPALITY

What language skills are sought by 4-Digit NOC?

	MUNICIPALITY	JOB LANGUAGES	AVG POSTING LENGTH IN DAYS	MEDIAN POSTING LENGTH IN DAYS
1.	Pembroke	72	21.9	15
2.	Petawawa	29	19.7	15
3.	Renfrew	23	19.9	20.5
4.	Smiths Falls	15	16.8	22
5.	Perth	10	19.2	22
6.	Arnprior	10	15.2	15
7.	Whitewater Region	8	10.3	15
8.	Carleton Place	6	15.0	18.5
9.	Lanark Highlands	5	8.0	8
10.	Deep River	5	11.5	15
11.	Mississippi Mills	5	13.3	15
12.	Bonnechere Valley	4	12.7	15
		1 - 18 / 18	<	>



	UPPER TIER	JOB LANGUAGES	AVG POSTING LENGTH IN DAYS	MEDIAN POSTING LENGTH IN DAYS
1.	Renfrew County	93	16.4	15
2.	Pembroke	72	21.9	15
3.	Lanark County	27	15.0	15
4.	Smiths Falls	15	16.8	22

LANGUAGE DEMAND BY JOB

What language skills are sought by 4-Digit NOC?

4 DIGIT NOC NAME	POSTINGS
1. Letter carriers	10
2. Retail salespersons	7
3. Other customer and information services re...	6
4. Cooks	4
5. Home support workers, housekeepers and r...	4
6. Receptionists	4
7. Light duty cleaners	3
8. Human resources professionals	3
9. Program leaders and instructors in recreati...	3
10. Civil engineers	2
11. Financial and investment analysts	2
12. Tour and travel guides	2
13. Lawyers and Quebec notaries	2
14. Food and beverage servers	2
15. Physiotherapists	2
16. Retail and wholesale trade managers	2
17. Data entry clerks	2
18. Elementary school and kindergarten teachers	2
19. Early childhood educators and assistants	2
20. Social workers	2
21. Social and community service workers	2
22. Administrative officers	2
23. Audiologists and speech-language pathologi...	2
24. Operators and attendants in amusement, re...	2
25. Conservation and fishery officers	1
26. Mail, postal and related workers	1
27. Food counter attendants, kitchen helpers an...	1
28. Tailors, dressmakers, furriers and milliners	1
29. Retail and wholesale buyers	1
30. Urban and land use planners	1
31. Purchasing and inventory control workers	1
32. Registered nurses and registered psychiatri...	1

1 - 50 / 50 < >

MULTILINGUAL HIRING EMPLOYERS

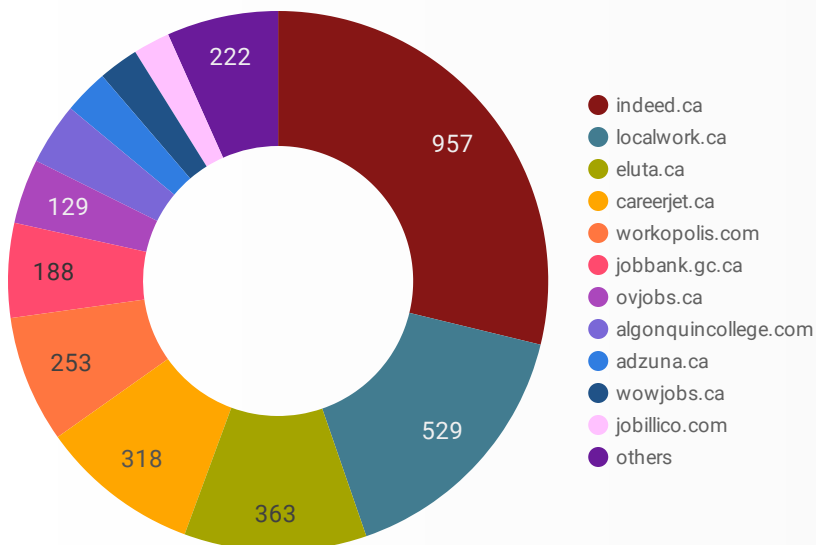
Which employers are seeking multilingual candidates?

COMPANY	POSTINGS
1. Marianhill Inc.	23
2. LCBO	16
3. Liquor Control Board of Ontario	16
4. Liquor Control Board of Ontario / LCBO	14
5. Canadian Forces Morale & Welfare Services (CFMWS)	12
6. Pembroke Regional Hospital (PRH)	5
7. Arise Virtual Solutions - CA	4
8. CROSSMARK Canada Inc.	4
9. Renfrew County Catholic District School Board	4
10. Canada Post - Postes Canada	4
11. County of Renfrew	3
12. Canada Post	3
13. Canada Post Corporation	3
14. Canopy Growth Corporation	3
15. CAE	3
16. Corporation of the County of Renfrew	3
17. Champlain Trail Museum and Pioneer Village	3
18. Upper Canada District School Board	3
19. Petawawa Military Family Resource Centre	2
20. Centre for Gender and Sexual Health Equity	2
21. CROSSMARK, Inc.	2
22. The Mile High Club Dispensary Ltd	2
23. East Side Mario's	2
24. Renfrew County Community Futures Development Corporation	2
25. CHEO	2
26. BELL MOBILITY/BELL MOBILITÄ%	2
27. Renfrew County District Health Unit	2
28. Renfrew County District School Board	2
29. Ministry of the Environment, Conservation and Parks	2

1 - 50 / 86 < >

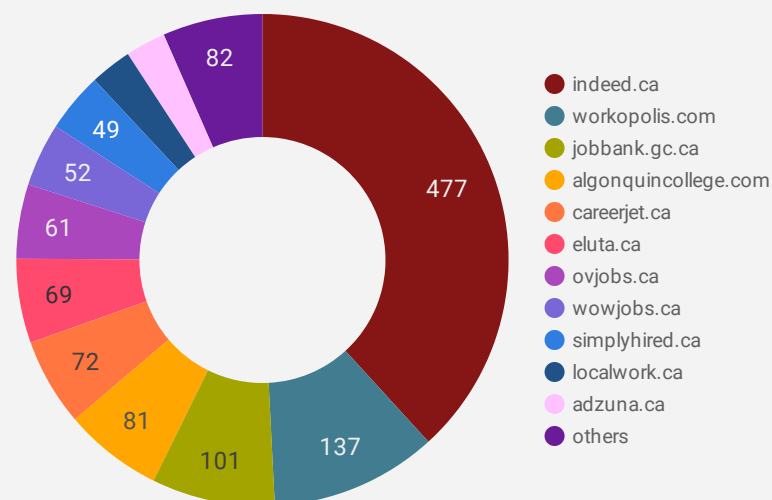
JOB POSTINGS BY JOB BOARD

What share of unique job postings appear on each job board?



COMPANIES BY JOB BOARD

What share of unique job postings appear on each job board?



JOB POSTING DETAILS BY JOB BOARD

How does job posting activity differ by job board?

	JOB BOARD	POSTING COUNT ▾	AVG POSTING LENGTH IN DAYS	MEDIAN POSTING LENGTH IN DAYS	# OF COMPANIES
1.	indeed.ca	957	21.7	22	477
2.	localwork.ca	529	3.7	2	34
3.	eluta.ca	363	21.9	22	69
4.	careerjet.ca	318	15.7	6	72
5.	workopolis.com	253	15.0	15	137
6.	jobbank.gc.ca	188	33.7	22	101
7.	ovjobs.ca	129	34.3	26	61
8.	algonquincollege.com	123	23.2	15	81
9.	adzuna.ca	89	14.9	15	33
10.	wowjobs.ca	80	15.0	15	52
11.	jobillico.com	73	13.0	8	16
12.	simplyhired.ca	58	15.0	15	49
13.	network.applytoeducation.com	55	7.1	7	4
14.	kijiji.ca	51	15.0	15	31
15.	canadacareer.ca	29	29.7	34	17
16.	careerbuilder.ca	14	9.8	8	4
17.	emploisfp-psjobs.cfp-psc.gc.ca	4			4
18.	ospeca.careerwebsite.com	3			3