

JOB DEMAND REPORT

MARCH 2022

HIGHLIGHTS

JOB POSTINGS BY THE NUMBERS

POSTING COUNT	NEW THIS MONTH	COMPANIES	JOB BOARDS
2,945	1,941	1,032	21

OF DAYS POSTED

AVERAGE	MEDIAN
20.3	22

REPORT BUILDER

The default filter selection below will show all job demand data for the month. You can use the filters to create a customized report for the purpose of understanding a subset of the data.

OCCUPATION FILTERS

SKILL TYPE NAME / 1-DIGIT NOC ▾

MAJOR GROUP / 2-DIGIT NOC ▾

MINOR GROUP / 3-DIGIT NOC ▾

UNIT GROUP / 4-DIGIT NOC ▾

SKILL LEVEL ▾

JOB TYPE ▾

JOB DURATION ▾

ADDITIONAL LANGUAGE ▾

SPECIFIC JOB TAGS ▾

OTHER FILTERS

MUNICIPALITY ▾

COUNTY ▾

JOB BOARD ▾

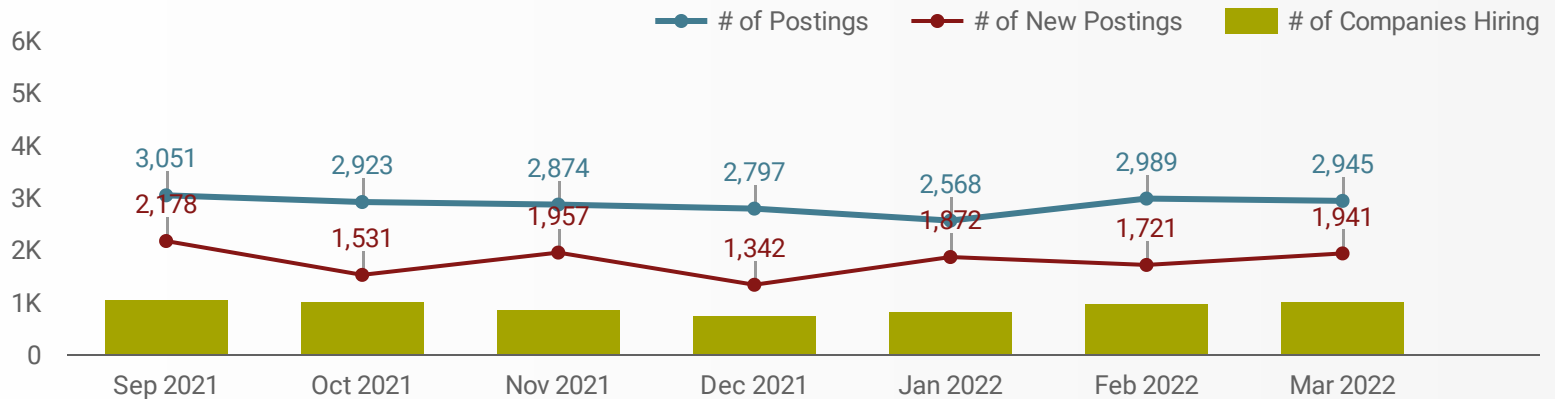
NOC = National Occupation Classification | NAICS = North American Industry Classification System

Source:

Job posting data is collected by the Labour Market Group of Renfrew & Lanark from job boards and employer websites that recruit candidates in the County of Renfrew, Lanark County, the Town of Smith Falls, and the City of Pembroke.

JOB POSTINGS BY MONTH

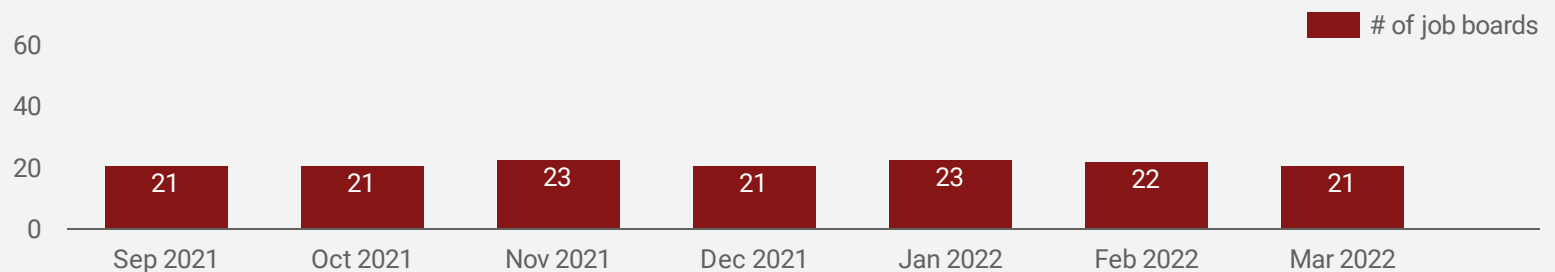
How many job postings were active for at least 1 day this month?



NOTE: This graph cannot be filtered using the controls on the cover page

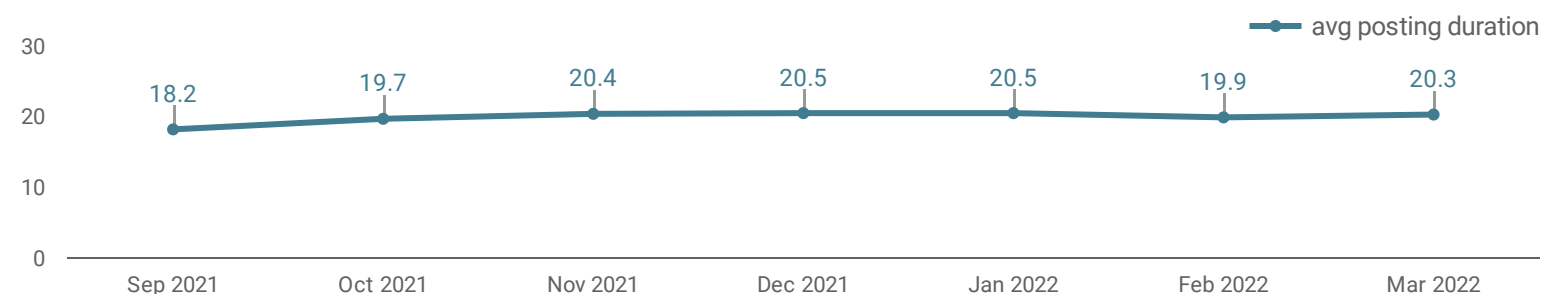
NUMBER OF ACTIVE JOB BOARDS

How many job postings were active for at least 1 day this month on these job boards?



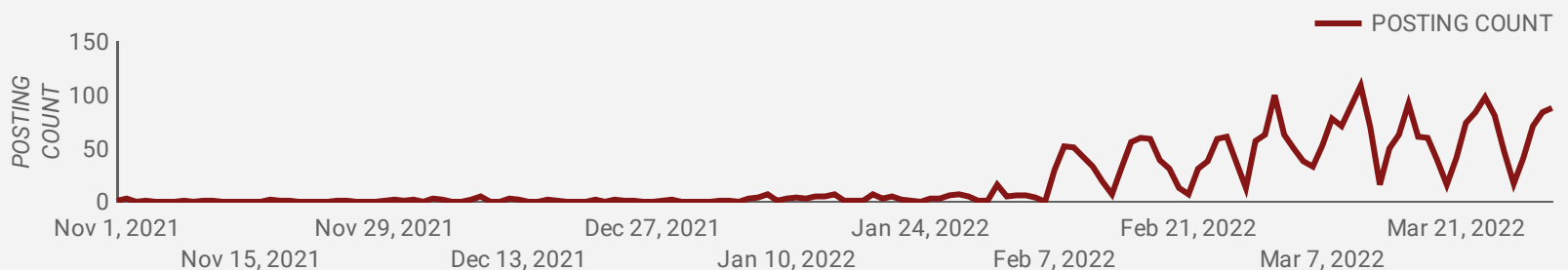
AVG & MEDIAN POSTING LENGTH BY DAYS

How long are employers having to recruit for to find candidates to fill their job vacancies?



POST DATE TIMELINE FOR THIS MONTH'S ACTIVE JOB POSTINGS

How many job postings were active for at least 1 day this month?



JOB POSTINGS BY MUNICIPALITY

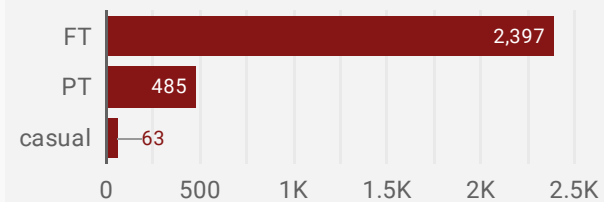
How many job postings were active for at least 1 day this month?

	MUNICIPALITY	POSTING COUNT	AVG POSTING LENGTH IN DAYS	MEDIAN POSTING LENGTH IN DAYS
1.	Pembroke	727	19.9	19
2.	Carleton Place	405	17.2	16
3.	Smiths Falls	275	20.9	22
4.	Perth	273	20.6	21
5.	Renfrew	256	22.8	22
6.	Arnprior	255	24.8	22
7.	Petawawa	207	22.6	15
8.	Laurentian Hills	152	22.7	22
9.	Mississippi Mills	136	17.1	21
10.	Whitewater Region	61	14.7	15
11.	Deep River	40	20.9	19

1 - 24 / 24

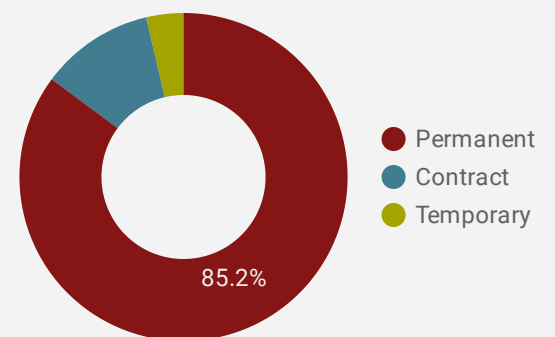
JOB TYPE

Full-time vs Part-time



JOB DURATION

Permanency of jobs posted



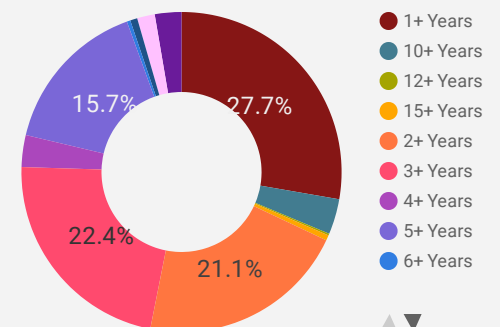
JOB POSTINGS BY COUNTY/CITY/TOWN

How many job postings were active for at least 1 day this month?

	UPPER TIER	POSTING COUNT	AVG POSTING LENGTH IN DAYS	MEDIAN POSTING LENGTH IN DAYS
1.	Renfrew County	1,066	22.2	22
2.	Lanark County	846	18.2	20
3.	Pembroke	727	19.9	19
4.	Smiths Falls	275	20.9	22

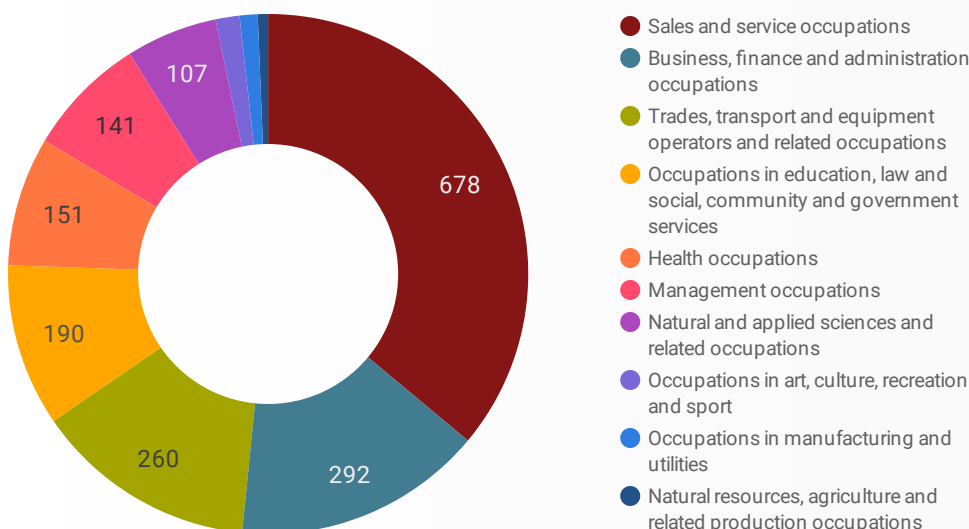
JOB EXPERIENCE

Job Postings by Experience Level Required



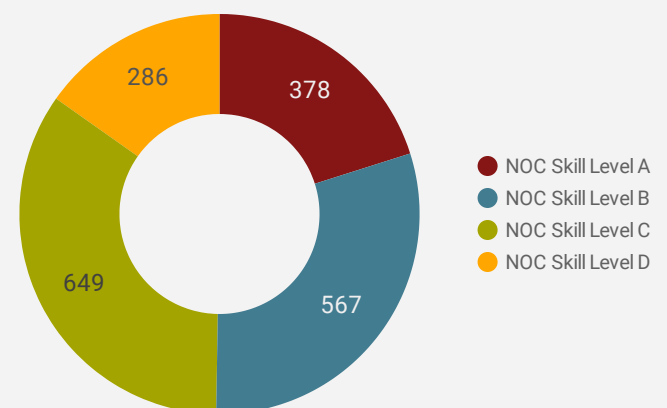
JOB POSTINGS BY SKILL TYPE

What skill type is being recruited?



JOB POSTINGS BY SKILL LEVEL

What education do occupations typically require?



Skill Level A = Usually University education | Skill Level B = Usually College education or Apprenticeship training | Skill Level C = Usually Secondary education or occupation-specific training | Skill Level D = Usually on-the-job training

TOP HIRING EMPLOYERS & AGENCIES

Who is hiring?













	COMPANY	MUNICIPALITY	POSTINGS COUNT ▾	AVG POSTING LENGTH IN DAYS	MEDIAN POSTING LENGTH IN DAYS
1.	Canadian Nuclear Laboratories (CNL)	Laurentian Hills	118	24.2	22
2.	Pembroke Regional Hospital (PRH)	Pembroke	83	21.0	22
3.	Canadian Forces Morale & Welfare Services (CFMWS)	Petawawa	47	14.8	15
4.	Home Depot	Carleton Place	46	13.9	16
5.	Home Depot of Canada Inc.	Carleton Place	39	11.3	14
6.	Almonte General Hospital (AGH)	Mississippi Mills	28	19.2	22
7.	Perth and Smiths Falls District Hospital, Smiths Falls	Smiths Falls	26	21.0	22
8.	V!VA Retirement Communities	Carleton Place	23	24.3	22
9.	Marianhill Inc.	Pembroke	18	11.6	15
10.	Renfrew County District School Board	Petawawa	17	15.6	6
11.	Renfrew County District School Board	Pembroke	14	24.4	10
12.	Airbus	Bonnechere Valley	13	22.0	22
13.	Renfrew County Catholic District School Board	Pembroke	13	25.3	10
14.	Canopy Growth Corporation	Smiths Falls	12	23.4	22
15.	Sienna Senior Living (Various Locations)	Arnprior	11	21.2	22
16.	Home Depot of Canada Inc.	Pembroke	11	11.9	14
17.	Dexterra Group	Petawawa	11	16.8	22
18.	Staples, Pembroke	Pembroke	11	15.0	15
19.	Kangaroo	Petawawa	11	18.5	15
20.	Sienna Living	Arnprior	11	43.0	43
21.	Boston Pizza International, Inc.	Smiths Falls	10	15.6	21
22.	Perth Community Care Centre	Perth	10	17.3	15
23.	Upper Canada District School Board	Perth	10	6.9	7
24.	Renfrew Victoria Hospital (RVH)	Renfrew	10	18.7	22
25.	Bayshore HealthCare	Pembroke	10	21.1	22
26.	Colas	Arnprior	9	22.0	22
27.	Dexterra	Petawawa	9	15.0	15
28.	Auxly Cannabis Group	Carleton Place	9	20.6	22
29.	Pillar5Pharma	Arnprior	9	9.5	12
30.	Walmart Canada Corp.	Pembroke	9	22.0	22
31.	oneasv	Pembroke	9	6.5	2

TOP HOURLY WAGES IN JOB POSTINGS

What are employers willing to pay to find the perfect candidate?

of Minimum Wage Job Postings

101

	JOB TITLE	COMPANY	LOCATION	WAGE VALUE ▾
1.	Physician	136054095RR0001	Whitewater Region	157 
2.	Pharmacist	Rowans Pharmasave	Pembroke	55 
3.	Temporary Full Time Manager Of Professional Practice	Perth and Smiths Falls District Hospital, Smiths Falls	Smiths Falls	54.47 
4.	Radiation Surveyor	BHI Energy of Canada, Inc	Laurentian Hills	54 
5.	Registered Nurse	Marianhill Inc.	Pembroke	53.88 
6.	Public Health Nutritionist	Leeds, Grenville & Lanark District Health Unit	Smiths Falls	48.75 
7.	Registered Nurses - Full-time Positions Fairview Manor	Almonte General Hospital (AGH)	Mississippi Mills	48.53 
8.	Registered Dietician	Bonnechere Manor	Renfrew	48.03 
9.	Jr. Radiation Surveyor	BHI Energy	Laurentian Hills	45.75 
10.	Dance School Coordinator And Dance Teacher	The Studio School of Dance	Carleton Place	45 
11.	Rpns \$33-\$45/hour Ottawa Valley - Carleton Place	Plan A Ottawa	Carleton Place	45 
12.	Temporary Network Support Engineer	Renfrew County District School Board	Pembroke	43.58 
				1 - 100 / 718 < >

TOP SALARIES IN JOB POSTINGS

What are employers willing to pay to find the perfect candidate?

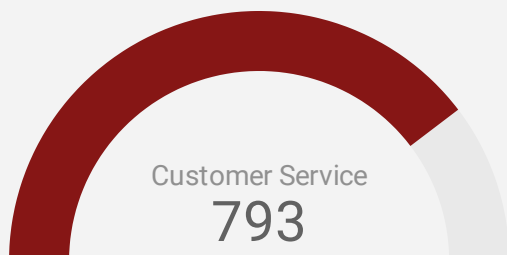
	JOB TITLE	COMPANY	LOCATION	WAGE VALUE ▾
1.	Associate Dentist	Barry's Bay Family Dental	#N/A	329,666 
2.	Customer Service Representative - Part time	MoneyMart Financial Services	Pembroke	250,000 
3.	Chief Administrative Officer / Clerk	Town of Renfrew	Renfrew	162,144 
4.	Real Estate Sales Representative	Royal LePage Real Estate Services	Petawawa	150,000 
5.	Construction Manager - Remediation	Wood Plc	Laurentian Hills	150,000 
6.	Real Estate Sales Representative	Royal LePage	Perth	150,000 
7.	Experienced Realtor: Join Our Fast Growing Real Estate Team	HomeFluent Realty	Mississippi Mills	140,000 
8.	Administrator	Corporation of the County of Renfrew - Bonnechere...	Renfrew	137,851 
9.	Administrator	Corporation of the County of Renfrew - Bonnechere Manor	Renfrew	137,851 
				1 - 100 / 907 < >

TOP IN-DEMAND SKILLS

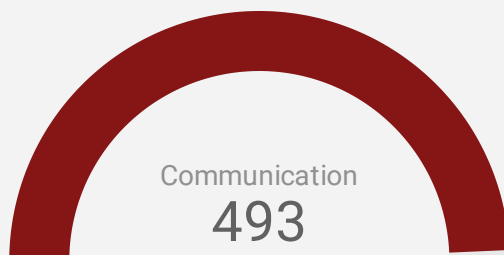
How many times were these skills found in job postings?

ACTIVE JOB POSTINGS THIS MONTH

2,945



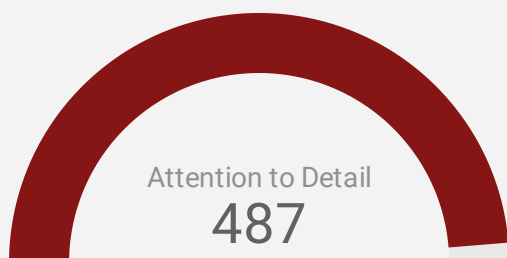
Customer Service
793



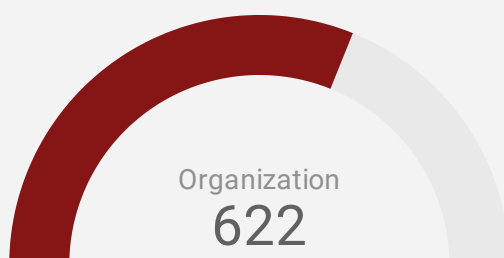
Communication
493



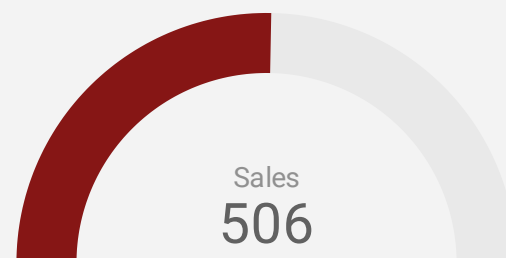
Interpersonal Skills
436



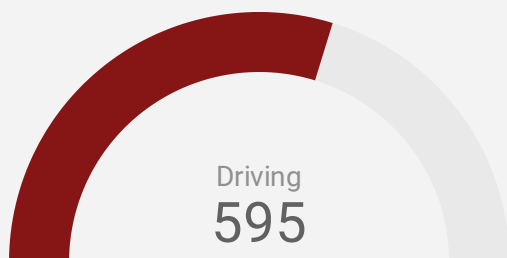
Attention to Detail
487



Organization
622




Sales
506



Driving
595



Leadership
387



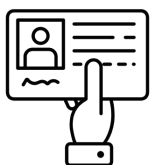
Planning
379

KEY JOB REQUIREMENTS

How often are these requirements desired in job postings?

ACTIVE JOB POSTINGS THIS MONTH

2,945



Driver's License
62



First Aid
145



Regular Access to a Vehicle
153



Criminal Record Check
254



Microsoft Office
179



Food Safety
59

JOB POSTINGS BY SKILL LEVEL, FREQUENCY, & DURATION

What jobs are in-demand and/or hard to fill?

	4 DIGIT NOC	4 DIGIT NOC NAME	SKILL LEVEL	POSTING COUNT	AVG POSTING LENGTH IN DAYS	MEDIAN POSTING LENGTH IN DAYS
1.	6421	Retail salespersons	NOC Skill Level C	104	17.1	16
2.	6322	Cooks	NOC Skill Level B	74	26.3	22
3.	4412	Home support workers, housekeepers and related occupations	NOC Skill Level C	73	21.0	22
4.	6711	Food counter attendants, kitchen helpers and related support occupations	NOC Skill Level D	69	20.7	22
5.	621	Retail and wholesale trade managers	NOC Skill Level A	68	19.0	22
6.	6731	Light duty cleaners	NOC Skill Level D	62	19.3	22
7.	6611	Cashiers	NOC Skill Level D	47	12.4	15
8.	6552	Other customer and information services representatives	NOC Skill Level C	47	18.1	15
9.	6513	Food and beverage servers	NOC Skill Level C	45	18.4	22
10.	7514	Delivery and courier service drivers	NOC Skill Level C	40	19.4	15
11.	7511	Transport truck drivers	NOC Skill Level C	35	24.2	22
12.	6222	Retail and wholesale buyers	NOC Skill Level B	35	19.6	18.5
13.	1241	Administrative assistants	NOC Skill Level B	33	18.5	22
14.	1512	Letter carriers	NOC Skill Level C	28	16.2	15
15.	7611	Construction trades helpers and labourers	NOC Skill Level D	28	23.0	20
16.	4212	Social and community service workers	NOC Skill Level B	26	26.5	22
17.	6311	Food service supervisors	NOC Skill Level B	25	42.6	15
18.	7452	Material handlers	NOC Skill Level C	23	27.7	15
19.	1114	Other financial officers	NOC Skill Level A	22	18.0	18.5
20.	3233	Licensed practical nurses	NOC Skill Level B	22	23.7	22
21.	7271	Carpenters	NOC Skill Level B	22	24.6	15.5
22.	3012	Registered nurses and registered psychiatric nurses	NOC Skill Level A	22	32.1	22
23.	3219	Other medical technologists and technicians (except dental health)	NOC Skill Level B	22	21.2	22
24.	6733	Janitors, caretakers and building superintendents	NOC Skill Level D	21	22.7	22
25.	2153	Urban and land use planners	NOC Skill Level A	21	20.9	22
26.	6732	Specialized cleaners	NOC Skill Level D	20	13.4	14
27.	1414	Receptionists	NOC Skill Level C	19	19.1	22
28.	1221	Administrative officers	NOC Skill Level B	19	24.3	22
29.	122	Banking, credit and other investment managers	NOC Skill Level A	18	18.1	22

JOB POSTINGS BY 3-DIGIT NATIONAL OCCUPATION CLASSIFICATION

What jobs are hard to fill and/or in-demand?

	3 DIGIT NOC	3 DIGIT NOC NAME	SKILL LEVEL	POSTING COUNT ▾	AVG POSTING LENGTH IN DAYS	MEDIAN POSTING LENGTH IN DAYS
1.	642	Retail salespersons	NOC Skill Level C	104	17.1	16
2.	673	Cleaners	NOC Skill Level D	103	18.9	22
3.	441	Home care providers and educational support occupations	NOC Skill Level C	89	20.5	22
4.	632	Chefs and cooks	NOC Skill Level B	84	27.9	22
5.	751	Motor vehicle and transit drivers	NOC Skill Level C	77	21.5	17
6.	671	Food counter attendants, kitchen helpers and related support occupations	NOC Skill Level D	69	20.7	22
7.	062	Retail and wholesale trade managers	NOC Skill Level A	68	19.0	22
8.	151	Mail and message distribution occupations	NOC Skill Level C	50	15.0	15
9.	651	Occupations in food and beverage service	NOC Skill Level C	48	18.4	22
10.	421	Paraprofessional occupations in legal, social, community and education services	NOC Skill Level B	48	25.6	22
11.	661	Cashiers	NOC Skill Level D	47	12.4	15
12.	655	Customer and information services representatives	NOC Skill Level C	47	18.1	15
13.	141	General office workers	NOC Skill Level C	43	19.2	22
14.	111	Auditors, accountants and investment professionals	NOC Skill Level A	36	24.0	21.5
15.	622	Technical sales specialists in wholesale trade and retail and wholesale buyers	NOC Skill Level B	36	19.7	22
16.	122	Administrative and regulatory occupations	NOC Skill Level B	34	33.8	22
17.	152	Supply chain logistics, tracking and scheduling co-ordination occupations	NOC Skill Level C	34	20.4	15
18.	124	Office administrative assistants - general, legal and medical	NOC Skill Level B	34	18.5	22
19.	323	Other technical occupations in health care	NOC Skill Level B	32	21.0	22
20.	321	Medical technologists and technicians (except dental health)	NOC Skill Level B	32	22.6	22
21.	143	Financial, insurance and related administrative support workers	NOC Skill Level C	30	23.4	22
22.	761	Trades helpers and labourers	NOC Skill Level D	29	23.0	20
23.	623	Insurance, real estate and financial sales occupations	NOC Skill Level B	27	13.8	15
24.	631	Service supervisors	NOC Skill Level B	27	41.4	18.5
25.	215	Architects, urban planners and land surveyors	NOC Skill Level A	26	20.4	22
26.	403	Secondary and elementary school teachers and educational counsellors	NOC Skill Level A	25	10.0	7
27.	012	Senior managers - construction, transportation, production and utilities	NOC Skill Level A	24	13.0	15
28.	727	Carpenters and cabinetmakers	NOC Skill Level B	24	29.1	19

JOB POSTINGS BY 2-DIGIT NATIONAL OCCUPATION CLASSIFICATION

What jobs are hard to fill and/or in-demand?

	2 DIGIT NOC	2 DIGIT NOC NAME	SKILL LEVEL	POSTING COUNT ▾	AVG POSTING LENGTH IN DAYS	MEDIAN POSTING LENGTH IN DAYS
1.	67	Service support and other service occupations, n.e.c.	NOC Skill Level D	178	19.5	22
2.	65	Service representatives and other customer and personal services occupations	NOC Skill Level C	127	17.0	15
3.	63	Service supervisors and specialized service occupations	NOC Skill Level B	122	30.3	22
4.	64	Sales representatives and salespersons - wholesale and retail trade	NOC Skill Level C	114	16.8	15.5
5.	75	Transport and heavy equipment operation and related maintenance occupations	NOC Skill Level C	92	22.4	22
6.	44	Care providers and educational, legal and public protection support occupations	NOC Skill Level C	90	20.5	22
7.	15	Distribution, tracking and scheduling co-ordination occupations	NOC Skill Level C	84	16.6	15
8.	72	Industrial, electrical and construction trades	NOC Skill Level B	76	28.1	22
9.	14	Office support occupations	NOC Skill Level C	76	20.8	22
10.	62	Retail sales supervisors and specialized sales occupations	NOC Skill Level B	76	19.1	15
11.	06	Middle management occupations in retail and wholesale trade and customer services	NOC Skill Level A	72	21.5	22
12.	12	Administrative and financial supervisors and administrative occupations	NOC Skill Level B	71	26.4	22
13.	32	Technical occupations in health	NOC Skill Level B	66	22.1	22
14.	21	Professional occupations in natural and applied sciences	NOC Skill Level A	61	19.8	21
15.	66	Sales support occupations	NOC Skill Level D	61	13.8	15
16.	11	Professional occupations in business and finance	NOC Skill Level A	54	23.7	21.5
17.	42	Paraprofessional occupations in legal, social, community and education services	NOC Skill Level B	48	25.6	22
18.	22	Technical occupations related to natural and applied sciences	NOC Skill Level B	46	34.8	22
19.	31	Professional occupations in health (except nursing)	NOC Skill Level A	44	20.6	18
20.	01	Senior managers - construction, transportation, production and utilities	NOC Skill Level A	38	16.3	13.5
21.	76	Trades helpers, construction labourers and related occupations	NOC Skill Level D	33	23.0	22
22.	73	Maintenance and equipment operation trades	NOC Skill Level B	30	22.3	22
23.	74	Other installers, repairers and servicers and material handlers	NOC Skill Level C	29	28.7	22
24.	40	Professional occupations in education services	NOC Skill Level A	26	10.2	7
25.	41	Professional occupations in law and social, community and government services	NOC Skill Level A	25	22.3	22
26.	52	Technical occupations in art, culture, recreation and sport	NOC Skill Level B	23	17.8	15
27.	30	Professional occupations in nursing	NOC Skill Level A	22	32.1	22
					1 - 42 / 42	< >

MULTILINGUAL JOB POSTINGS BY THE NUMBERS

ACTIVE POSTINGS
195

NEW POSTINGS
0

COMPANIES
92

LANGUAGES
3

OF DAYS POSTED

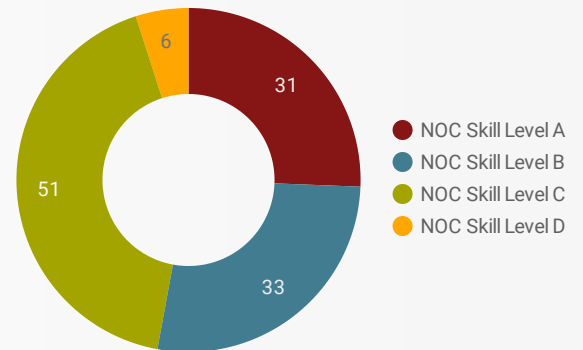
AVERAGE
19.1

MEDIAN
18

MULTILINGUAL JOB POSTINGS BY SKILL LEVEL

What language skills are employers looking for by occupational skill level?

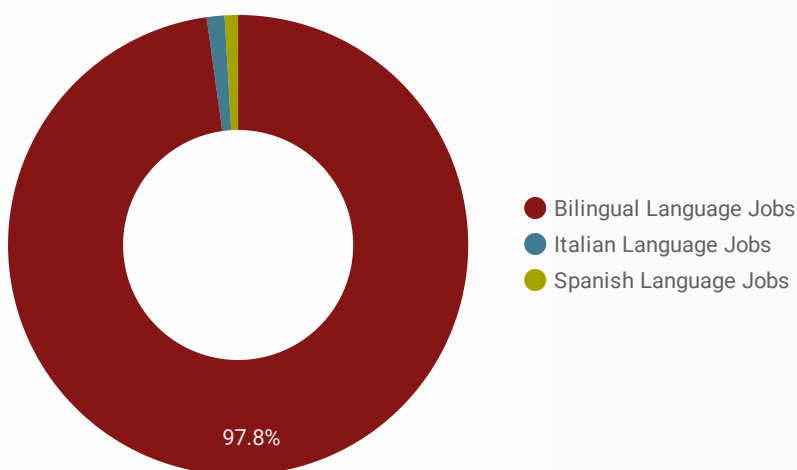
- 31** Skill Level A - Management/ Professional Occupations usually requiring University
- 33** Skill Level B - Usually college education or apprenticeship training
- 51** Skill Level C - Usually secondary education or occupation-specific training
- 6** Skill Level D - Usually on-the-job training



LANGUAGES	NOC Skill Level A	NOC Skill Level B	NOC Skill Level C	NOC Skill Level D
Bilingual Lan...	6
Italian Langu...		2	1	
Spanish Lang...	1			

LANGUAGE SKILLS BREAKDOWN

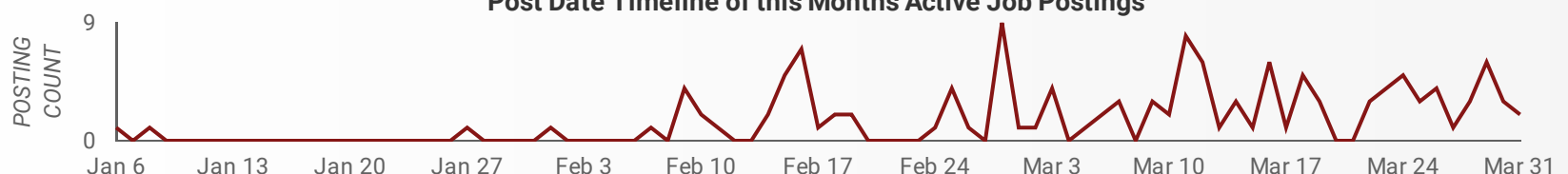
Which kinds of language skills do employers seek?



LANGUAGES	POSTING COUNT
1. Bilingual Language Jobs	190
2. Italian Language Jobs	4
3. Spanish Language Jobs	1

1 - 3 / 3 < >

Post Date Timeline of this Month's Active Job Postings



LANGUAGE SKILLS BEING RECRUITED BY SKILL TYPE

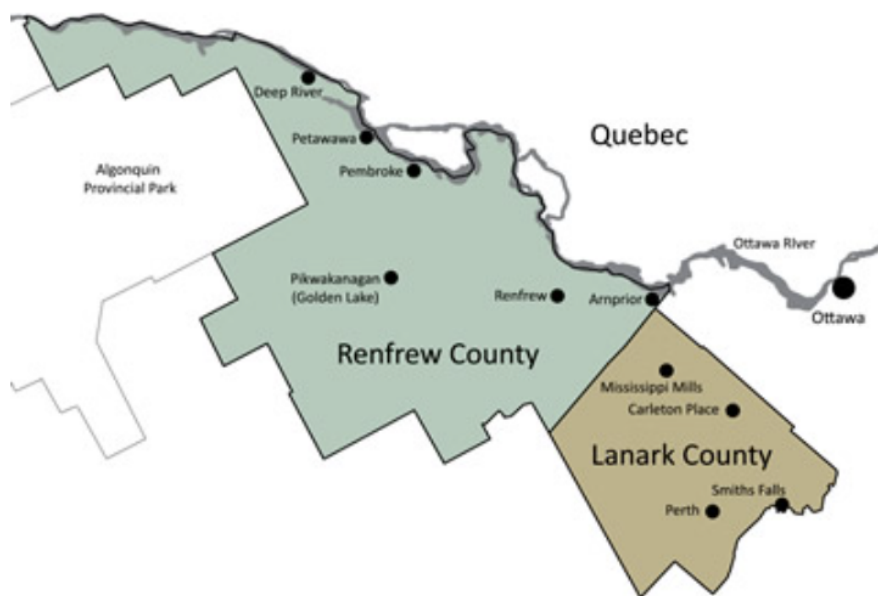
What language skills are sought by 1-Digit NOC?

SKILL TYPE NAME	Bilingual Language Jobs	Italian Language Jobs	Spanish Language Jobs	Grand total
Business, finance and administration occu...	36			36
Health occupations	10			10
Management occupations	9			9
Natural and applied sciences and related o...	2		1	3
Occupations in art, culture, recreation and ...	3			3
Occupations in education, law and social, ...	22			22
Sales and service occupations	34	3		37
Trades, transport and equipment operator...	1			1
Grand total	117	3	1	121

MULTILINGUAL JOB POSTINGS BY MUNICIPALITY

What language skills are sought by 4-Digit NOC?

	MUNICIPALITY	JOB LANGUAGES	AVG POSTING LENGTH IN DAYS	MEDIAN POSTING LENGTH IN DAYS
1.	Pembroke	77	19.0	17
2.	Petawawa	26	28.9	21.5
3.	Perth	19	14.6	15
4.	Smiths Falls	16	17.5	16.5
5.	Carleton Place	15	18.9	22
6.	Renfrew	12	24.3	22
7.	Laurentian Hills	7	3.0	3
8.	Mississippi Mills	6	11.6	15
9.	Arnprior	5	7.0	3
10.	Whitewater Region	3	20.0	20
11.	Bonnechere Valley	3	22.0	22
12.	Lanark Highlands	3	12.7	15
		1 - 14 / 14	<	>



	UPPER TIER	JOB LANGUAGES	AVG POSTING LENGTH IN DAYS	MEDIAN POSTING LENGTH IN DAYS
1.	Pembroke	77	19.0	17
2.	Renfrew County	59	23.3	22
3.	Lanark County	43	15.7	15
4.	Smiths Falls	16	17.5	16.5

LANGUAGE DEMAND BY JOB

What language skills are sought by 4-Digit NOC?

4 DIGIT NOC NAME	POSTINGS
1. Letter carriers	16
2. Retail salespersons	12
3. Cooks	7
4. Mail, postal and related workers	6
5. Social and community service workers	6
6. Administrative assistants	5
7. Retail and wholesale trade managers	5
8. Home support workers, housekeepers and r...	4
9. Other customer and information services re...	4
10. Janitors, caretakers and building superinten...	3
11. Registered nurses and registered psychiatri...	3
12. Elementary school and kindergarten teachers	3
13. Dental assistants	2
14. Tour and travel guides	2
15. Commissioned officers of the Canadian Arm...	2
16. Retail and wholesale buyers	2
17. Early childhood educators and assistants	2
18. Receptionists	2
19. Social workers	2
20. Professional occupations in advertising, ma...	2
21. Program leaders and instructors in recreati...	2
22. Food and beverage servers	1
23. Other service support occupations, n.e.c.	1
24. Financial auditors and accountants	1
25. Police officers (except commissioned)	1
26. Family, marriage and other related counsell...	1
27. Occupational therapists	1
28. Conservation and fishery officers	1
29. Urban and land use planners	1
30. Food counter attendants, kitchen helpers an...	1
31. Insurance agents and brokers	1
32. Human resources professionals	1

1 - 50 / 50 < >

MULTILINGUAL HIRING EMPLOYERS

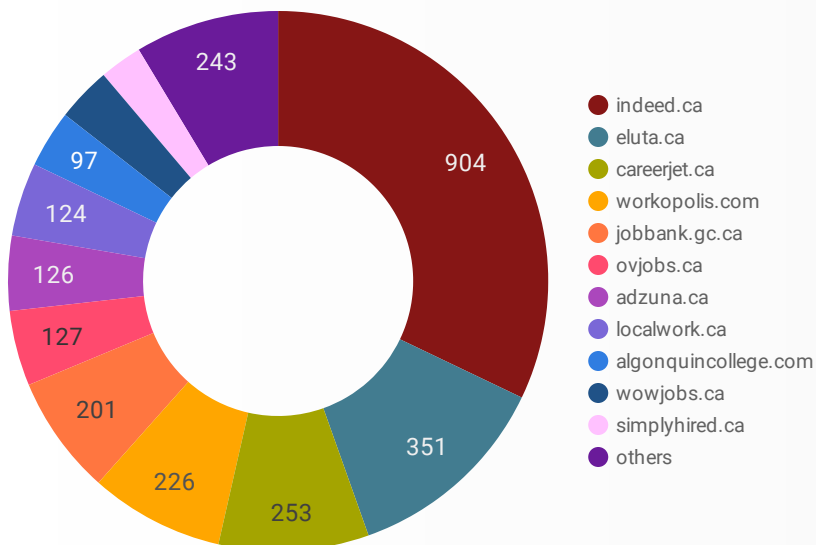
Which employers are seeking multilingual candidates?

COMPANY	POSTINGS
1. Marianhill Inc.	19
2. Canadian Forces Morale & Welfare Services (CFMWS)	11
3. FAMILY & CHILDREN SERV.	7
4. Canada Post - Postes Canada	7
5. The Source	6
6. Canada Post	5
7. Canada Post Corp	5
8. The Mile High Club Dispensary Ltd	5
9. Pembroke Regional Hospital (PRH)	5
10. Petawawa Military Family Resource Centre	5
11. Canada Post Corporation	5
12. Various Ministries	4
13. The Source (Bell) Electronics Inc.	4
14. Upper Canada District School Board	4
15. La Source	4
16. Canopy Growth Corporation	3
17. CROSSMARK Canada Inc.	3
18. Family and Children's Services of County of Renfrew	3
19. BELL MOBILITY/BELL MOBILITÄ%	2
20. Wood Plc	2
21. Cubic	2
22. CROSSMARK, Inc.	2
23. CNIB Foundation	2
24. Access Healthcare Services Inc.	2
25. National Defence	2
26. Source, The	2
27. Renfrew County Community Futures Development Corporation	2
28. virginplus	2
29. Renfrew County District Health Unit	2
30. Bernadette McCann House	2

1 - 50 / 92 < >

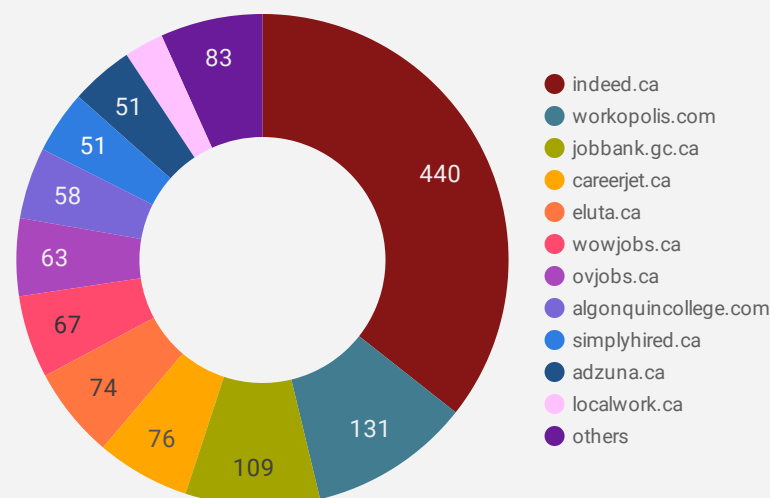
JOB POSTINGS BY JOB BOARD

What share of unique job postings appear on each job board?



COMPANIES BY JOB BOARD

What share of unique job postings appear on each job board?



JOB POSTING DETAILS BY JOB BOARD

How does job posting activity differ by job board?

	JOB BOARD	POSTING COUNT ▾	AVG POSTING LENGTH IN DAYS	MEDIAN POSTING LENGTH IN DAYS	# OF COMPANIES
1.	indeed.ca	904	21.8	22	440
2.	eluta.ca	351	22.0	22	74
3.	careerjet.ca	253	23.8	13	76
4.	workopolis.com	226	15.0	15	131
5.	jobbank.gc.ca	201	35.4	17	109
6.	ovjobs.ca	127	31.6	25	63
7.	adzuna.ca	126	14.9	15	51
8.	localwork.ca	124	5.9	2	32
9.	algonquincollege.com	97	21.9	19	58
10.	wowjobs.ca	92	15.0	15	67
11.	simplyhired.ca	72	15.0	15	51
12.	network.applytoeducation.com	71	6.6	6	4
13.	jobillico.com	62	11.4	9	18
14.	kijiji.ca	51	15.0	15	29
15.	canadacareer.ca	32	28.3	32	18
16.	emploisfp-psjobs.cfp-psc.gc.ca	8	66.0	71	7
17.	gojobs.gov.on.ca	7	20.3	18	4
18.	careerbuilder.ca	7	9.3	9	3